

# Product Datasheet

## **BMP2K Antibody (X1) - Azide and BSA Free H00055589-M03**

Unit Size: 0.1 mg

Aliquot and store at -20C or -80C. Avoid freeze-thaw cycles.

[www.novusbio.com](http://www.novusbio.com)



[technical@novusbio.com](mailto:technical@novusbio.com)

Protocols, Publications, Related Products, Reviews, Research Tools and Images at:  
[www.novusbio.com/H00055589-M03](http://www.novusbio.com/H00055589-M03)

Updated 9/9/2025 v.20.1

**Earn rewards for product  
reviews and publications.**

Submit a publication at [www.novusbio.com/publications](http://www.novusbio.com/publications)

Submit a review at [www.novusbio.com/reviews/destination/H00055589-M03](http://www.novusbio.com/reviews/destination/H00055589-M03)



**H00055589-M03**


BMP2K Antibody (X1) - Azide and BSA Free

Product Information	
Unit Size	0.1 mg
Concentration	Concentrations vary lot to lot. See vial label for concentration. If unlisted please contact technical services.
Storage	Aliquot and store at -20C or -80C. Avoid freeze-thaw cycles.
Clonality	Monoclonal
Clone	X1
Preservative	No Preservative
Isotype	IgG2a Kappa
Purity	IgG purified
Buffer	In 1x PBS, pH 7.4
Product Description	
Description	Novus Biologicals Mouse BMP2K Antibody (X1) - Azide and BSA Free (H00055589-M03) is a monoclonal antibody validated for use in WB, ELISA and ICC/IF. All Novus Biologicals antibodies are covered by our 100% guarantee.
Host	Mouse
Gene ID	55589
Gene Symbol	BMP2K
Species	Human
Immunogen	BMP2K (AAH36021, 540 a.a. ~ 650 a.a) partial recombinant protein with GST tag. MW of the GST tag alone is 26 KDa. YQQAFFQQMLAQHQPSQQQASPEYLTSPQEFSPALVSYTSSLPAQVGTIMD SSYSANRSVADKEAIANFTNQKNISNPPDMSGWNPFGEDNFSKLTEEELLDRE FDLLRS
Notes	This product is produced by and distributed for Abnova, a company based in Taiwan.
Product Application Details	
Applications	Western Blot, ELISA, Immunocytochemistry/ Immunofluorescence, Sandwich ELISA, Knockdown Validated
Recommended Dilutions	Western Blot, ELISA, Immunocytochemistry/ Immunofluorescence, Sandwich ELISA, Knockdown Validated
Application Notes	This antibody is useful for ELISA, Western Blot, Immunofluorescence



## Images

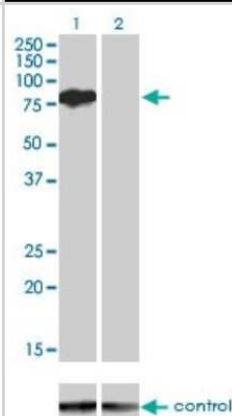
Western Blot: BMP2K Antibody (X1) [H00055589-M03] - Analysis of BMP2K expression in transfected 293T cell line by BMP2K monoclonal antibody (M03), clone X1. Lane 1: BMP2K transfected lysate (73.9 KDa). Lane 2: Non-transfected lysate.



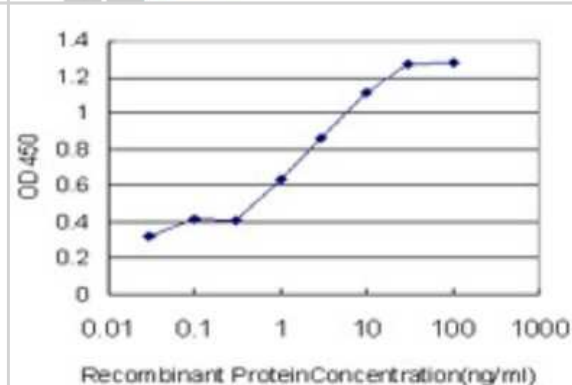
Immunocytochemistry/Immunofluorescence: BMP2K Antibody (X1) [H00055589-M03] - Analysis of monoclonal antibody to BMP2K on HeLa cell. Antibody concentration 10 ug/ml



Western Blot: BMP2K Antibody (X1) [H00055589-M03] - Analysis of BMP2K over-expressed 293 cell line, cotransfected with BMP2K Validated Chimera RNAi (Cat # H00055589-R01V) (Lane 2) or non-transfected control (Lane 1). Blot probed with BMP2K monoclonal antibody (M03) clone X1 (Cat # H00055589-M03). GAPDH (



Sandwich ELISA: BMP2K Antibody (X1) [H00055589-M03] - Detection limit for recombinant GST tagged BMP2K is approximately 0.1ng/ml as a capture antibody.





### **Novus Biologicals USA**

10730 E. Briarwood Avenue  
Centennial, CO 80112  
USA  
Phone: 303.730.1950  
Toll Free: 1.888.506.6887  
Fax: 303.730.1966  
nb-customerservice@bio-techne.com

### **Bio-Techne Canada**

21 Canmotor Ave  
Toronto, ON M8Z 4E6  
Canada  
Phone: 905.827.6400  
Toll Free: 855.668.8722  
Fax: 905.827.6402  
canada.inquires@bio-techne.com

### **Bio-Techne Ltd**

19 Barton Lane  
Abingdon Science Park  
Abingdon, OX14 3NB, United Kingdom  
Phone: (44) (0) 1235 529449  
Free Phone: 0800 37 34 15  
Fax: (44) (0) 1235 533420  
info.EMEA@bio-techne.com

### **General Contact Information**

www.novusbio.com  
Technical Support: nb-technical@bio-techne.com  
Orders: nb-customerservice@bio-techne.com  
General: novus@novusbio.com

### **Products Related to H00055589-M03**

---

NBP2-33376H	Blue Marker Antibody (6F4-F6) [HRP]
HAF007	Goat anti-Mouse IgG Secondary Antibody [HRP]
NB7539	Goat anti-Mouse IgG (H+L) Secondary Antibody [HRP]
NBP1-96981-0.5mg	Mouse IgG2a Kappa Isotype Control (M2AK)

---

### **Limitations**

This product is for research use only and is not approved for use in humans or in clinical diagnosis. Primary Antibodies are guaranteed for 1 year from date of receipt.

For more information on our 100% guarantee, please visit [www.novusbio.com/guarantee](http://www.novusbio.com/guarantee)

Earn gift cards/discounts by submitting a review: [www.novusbio.com/reviews/submit/H00055589-M03](http://www.novusbio.com/reviews/submit/H00055589-M03)

Earn gift cards/discounts by submitting a publication using this product:  
[www.novusbio.com/publications](http://www.novusbio.com/publications)

