

# Product Datasheet

## DNAJC10 Antibody (3C4) - Azide and BSA Free H00054431-M01-100ug

Unit Size: 100 ug

Aliquot and store at -20C or -80C. Avoid freeze-thaw cycles.

[www.novusbio.com](http://www.novusbio.com)



[technical@novusbio.com](mailto:technical@novusbio.com)

### Publications: 1

Protocols, Publications, Related Products, Reviews, Research Tools and Images at:  
[www.novusbio.com/H00054431-M01](http://www.novusbio.com/H00054431-M01)

Updated 9/9/2025 v.20.1

Earn rewards for product  
reviews and publications.

Submit a publication at [www.novusbio.com/publications](http://www.novusbio.com/publications)

Submit a review at [www.novusbio.com/reviews/destination/H00054431-M01](http://www.novusbio.com/reviews/destination/H00054431-M01)



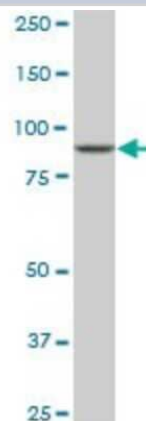
**H00054431-M01-100ug**

DNAJC10 Antibody (3C4) - Azide and BSA Free

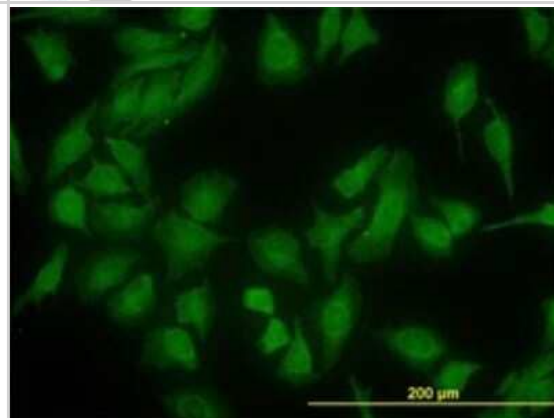
Product Information	
Unit Size	100 ug
Concentration	Concentrations vary lot to lot. See vial label for concentration. If unlisted please contact technical services.
Storage	Aliquot and store at -20C or -80C. Avoid freeze-thaw cycles.
Clonality	Monoclonal
Clone	3C4
Preservative	No Preservative
Isotype	IgG1 Kappa
Purity	IgG purified
Buffer	In 1x PBS, pH 7.4
Product Description	
Description	Novus Biologicals Mouse DNAJC10 Antibody (3C4) - Azide and BSA Free (H00054431-M01) is a monoclonal antibody validated for use in IHC, WB, ELISA and ICC/IF. Anti-DNAJC10 Antibody: Cited in 1 publication. All Novus Biologicals antibodies are covered by our 100% guarantee.
Host	Mouse
Gene ID	54431
Gene Symbol	DNAJC10
Species	Human, Mouse, Rat
Reactivity Notes	Other species not tested.
Specificity/Sensitivity	DNAJC10 - DnaJ (Hsp40) homolog, subfamily C, member 10
Immunogen	DNAJC10 (NP_061854, 688 a.a. ~ 793 a.a) partial recombinant protein with GST tag. MW of the GST tag alone is 26 KDa. KNHWVIDFYAPWCGPCQNFAPPEFELLARMIKGKVKAGKVDCQAYAQTCQKAG IRAYPTVKFYFYERAKRNFQEEQINTRDAKAI AALISEKLETLRNQGKRNKDEL
Notes	This product is produced by and distributed for Abnova, a company based in Taiwan.
Product Application Details	
Applications	Western Blot, Immunohistochemistry-Paraffin, ELISA, Immunocytochemistry/ Immunofluorescence, Immunohistochemistry
Recommended Dilutions	Western Blot 1:500, ELISA 1:100-1:2000, Immunohistochemistry 1:10-1:500, Immunocytochemistry/ Immunofluorescence 1:10-1:500, Immunohistochemistry-Paraffin 1:10-1:500
Application Notes	Antibody reactive against cell lysate and recombinant protein for Western Blot. Has also been used for immunofluorescence, immunohistochemistry (paraffin), and ELISA.

**Images**

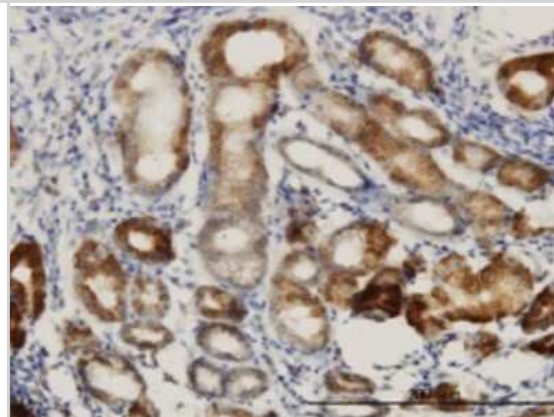
Western Blot: DNAJC10 Antibody (3C4) [H00054431-M01] - DNAJC10 monoclonal antibody (M01), clone 3C4. Analysis of DNAJC10 expression in Raw 264.7.



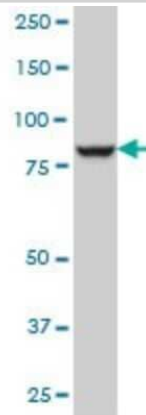
Immunocytochemistry/Immunofluorescence: DNAJC10 Antibody (3C4) [H00054431-M01] - Analysis of monoclonal antibody to DNAJC10 on HeLa cell. Antibody concentration 10 ug/ml.



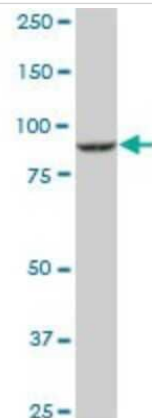
Immunohistochemistry-Paraffin: DNAJC10 Antibody (3C4) [H00054431-M01] - Analysis of monoclonal antibody to DNAJC10 on formalin-fixed paraffin-embedded human stomach. Antibody concentration 3 ug/ml.



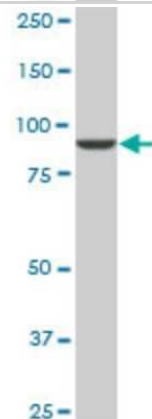
Western Blot: DNAJC10 Antibody (3C4) [H00054431-M01] - DNAJC10 monoclonal antibody (M01), clone 3C4. Analysis of DNAJC10 expression in HeLa.



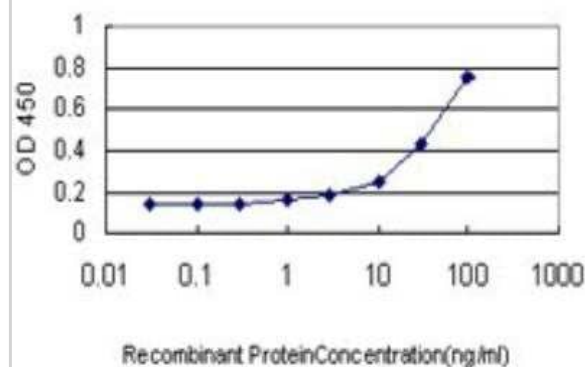
Western Blot: DNAJC10 Antibody (3C4) [H00054431-M01] - DNAJC10 monoclonal antibody (M01), clone 3C4. Analysis of DNAJC10 expression in PC-12.



Western Blot: DNAJC10 Antibody (3C4) [H00054431-M01] - DNAJC10 monoclonal antibody (M01), clone 3C4. Analysis of DNAJC10 expression in NIH/3T3.



ELISA: DNAJC10 Antibody (3C4) [H00054431-M01] - Detection limit for recombinant GST tagged DNAJC10 is approximately 10ng/ml as a capture antibody.



## Publications

KFR Pobre-Piza, MJ Mann, AR Flory, LM Hendershot Mapping SP-C co-chaperone binding sites reveals molecular consequences of disease-causing mutations on protein maturation *Nature Communications*, 2022-04-05;13(1):1821. 2022-04-05 [PMID: 35383173]



### **Novus Biologicals USA**

10730 E. Briarwood Avenue  
Centennial, CO 80112  
USA  
Phone: 303.730.1950  
Toll Free: 1.888.506.6887  
Fax: 303.730.1966  
nb-customerservice@bio-techne.com

### **Bio-Techne Canada**

21 Canmotor Ave  
Toronto, ON M8Z 4E6  
Canada  
Phone: 905.827.6400  
Toll Free: 855.668.8722  
Fax: 905.827.6402  
canada.inquires@bio-techne.com

### **Bio-Techne Ltd**

19 Barton Lane  
Abingdon Science Park  
Abingdon, OX14 3NB, United Kingdom  
Phone: (44) (0) 1235 529449  
Free Phone: 0800 37 34 15  
Fax: (44) (0) 1235 533420  
info.EMEA@bio-techne.com

### **General Contact Information**

www.novusbio.com  
Technical Support: nb-technical@bio-techne.com  
Orders: nb-customerservice@bio-techne.com  
General: novus@novusbio.com

### **Products Related to H00054431-M01-100ug**

---

NBP2-33376H	Blue Marker Antibody (6F4-F6) [HRP]
HAF007	Goat anti-Mouse IgG Secondary Antibody [HRP]
NB7539	Goat anti-Mouse IgG (H+L) Secondary Antibody [HRP]
NBP1-43319-0.5mg	Mouse IgG1 Kappa Isotype Control (P3.6.2.8.1)

---

### **Limitations**

This product is for research use only and is not approved for use in humans or in clinical diagnosis. Primary Antibodies are guaranteed for 1 year from date of receipt.

For more information on our 100% guarantee, please visit [www.novusbio.com/guarantee](http://www.novusbio.com/guarantee)

Earn gift cards/discounts by submitting a review: [www.novusbio.com/reviews/submit/H00054431-M01](http://www.novusbio.com/reviews/submit/H00054431-M01)

Earn gift cards/discounts by submitting a publication using this product:  
[www.novusbio.com/publications](http://www.novusbio.com/publications)

