

Product Datasheet

DCUN1D1 Antibody (4B5) - Azide and BSA Free H00054165-M02

Unit Size: 0.1 mg

Aliquot and store at -20C or -80C. Avoid freeze-thaw cycles.

www.novusbio.com



technical@novusbio.com

Protocols, Publications, Related Products, Reviews, Research Tools and Images at:
www.novusbio.com/H00054165-M02

Updated 9/9/2025 v.20.1

Earn rewards for product
reviews and publications.

Submit a publication at www.novusbio.com/publications

Submit a review at www.novusbio.com/reviews/destination/H00054165-M02



H00054165-M02

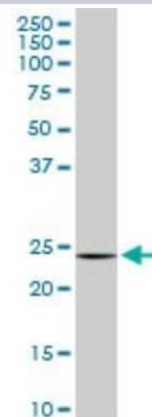
DCUN1D1 Antibody (4B5) - Azide and BSA Free

Product Information	
Unit Size	0.1 mg
Concentration	Concentrations vary lot to lot. See vial label for concentration. If unlisted please contact technical services.
Storage	Aliquot and store at -20C or -80C. Avoid freeze-thaw cycles.
Clonality	Monoclonal
Clone	4B5
Preservative	No Preservative
Isotype	IgG2b Kappa
Purity	IgG purified
Buffer	In 1x PBS, pH 7.4
Product Description	
Description	Novus Biologicals Mouse DCUN1D1 Antibody (4B5) - Azide and BSA Free (H00054165-M02) is a monoclonal antibody validated for use in WB and ELISA. All Novus Biologicals antibodies are covered by our 100% guarantee.
Host	Mouse
Gene ID	54165
Gene Symbol	DCUN1D1
Species	Human, Mouse, Rat
Specificity/Sensitivity	DCUN1D1 - DCN1, defective in cullin neddylation 1, domain containing 1 (<i>S. cerevisiae</i>) (4B5)
Immunogen	DCUN1D1 (NP_065691, 1 a.a. ~ 89 a.a) partial recombinant protein with GST tag. MW of the GST tag alone is 26 KDa. MNKLLKSSQKDKVRQFMIFTQSSEKTAVSCLSQNDWKLDVATDNFFQNPELYIR ESVKGSLDRKKLEQLYNRYKDPQDENKIGIDGIQQF
Notes	This product is produced by and distributed for Abnova, a company based in Taiwan.
Product Application Details	
Applications	Western Blot, ELISA
Recommended Dilutions	Western Blot 1:500, ELISA
Application Notes	Antibody reactive against cell lysate and recombinant protein for western blot. It has also been used for ELISA.




Images

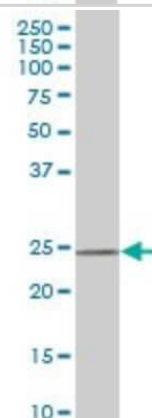
Western Blot: DCUN1D1 Antibody (4B5) [H00054165-M02] - DCUN1D1 monoclonal antibody (M02), clone 4B5. Analysis of DCUN1D1 expression in Raw 264.7.



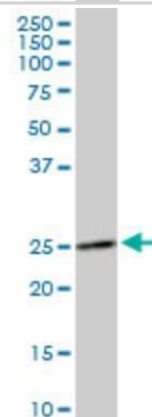
Western Blot: DCUN1D1 Antibody (4B5) [H00054165-M02] - DCUN1D1 monoclonal antibody (M02), clone 4B5. Analysis of DCUN1D1 expression in PC-12.



Western Blot: DCUN1D1 Antibody (4B5) [H00054165-M02] - DCUN1D1 monoclonal antibody (M02), clone 4B5. Analysis of DCUN1D1 expression in HepG2.



Western Blot: DCUN1D1 Antibody (4B5) [H00054165-M02] - DCUN1D1 monoclonal antibody (M02), clone 4B5. Analysis of DCUN1D1 expression in NIH/3T3.





Novus Biologicals USA

10730 E. Briarwood Avenue
Centennial, CO 80112
USA
Phone: 303.730.1950
Toll Free: 1.888.506.6887
Fax: 303.730.1966
nb-customerservice@bio-techne.com

Bio-Techne Canada

21 Canmotor Ave
Toronto, ON M8Z 4E6
Canada
Phone: 905.827.6400
Toll Free: 855.668.8722
Fax: 905.827.6402
canada.inquires@bio-techne.com

Bio-Techne Ltd

19 Barton Lane
Abingdon Science Park
Abingdon, OX14 3NB, United Kingdom
Phone: (44) (0) 1235 529449
Free Phone: 0800 37 34 15
Fax: (44) (0) 1235 533420
info.EMEA@bio-techne.com

General Contact Information

www.novusbio.com
Technical Support: nb-technical@bio-techne.com
Orders: nb-customerservice@bio-techne.com
General: novus@novusbio.com

Products Related to H00054165-M02

NBP2-33376H	Blue Marker Antibody (6F4-F6) [HRP]
HAF007	Goat anti-Mouse IgG Secondary Antibody [HRP]
NB7539	Goat anti-Mouse IgG (H+L) Secondary Antibody [HRP]
NBP1-43317-0.5mg	Mouse IgG2b Kappa Light Chain Isotype Control (MG2b)

Limitations

This product is for research use only and is not approved for use in humans or in clinical diagnosis. Primary Antibodies are guaranteed for 1 year from date of receipt.

For more information on our 100% guarantee, please visit www.novusbio.com/guarantee

Earn gift cards/discounts by submitting a review: www.novusbio.com/reviews/submit/H00054165-M02

Earn gift cards/discounts by submitting a publication using this product:
www.novusbio.com/publications

