

Product Datasheet

FAM3B Antibody (1E7) - Azide and BSA Free H00054097-M07

Unit Size: 0.1 mg

Aliquot and store at -20C or -80C. Avoid freeze-thaw cycles.

www.novusbio.com



technical@novusbio.com

Protocols, Publications, Related Products, Reviews, Research Tools and Images at:
www.novusbio.com/H00054097-M07

Updated 9/9/2025 v.20.1

Earn rewards for product
reviews and publications.

Submit a publication at www.novusbio.com/publications

Submit a review at www.novusbio.com/reviews/destination/H00054097-M07



H00054097-M07

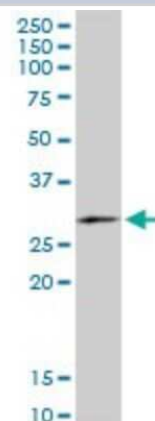
FAM3B Antibody (1E7) - Azide and BSA Free

Product Information	
Unit Size	0.1 mg
Concentration	Concentrations vary lot to lot. See vial label for concentration. If unlisted please contact technical services.
Storage	Aliquot and store at -20C or -80C. Avoid freeze-thaw cycles.
Clonality	Monoclonal
Clone	1E7
Preservative	No Preservative
Isotype	IgG1 Kappa
Purity	IgG purified
Buffer	In 1x PBS, pH 7.4
Product Description	
Description	Novus Biologicals Mouse FAM3B Antibody (1E7) - Azide and BSA Free (H00054097-M07) is a monoclonal antibody validated for use in IHC, WB, ELISA and IP. All Novus Biologicals antibodies are covered by our 100% guarantee.
Host	Mouse
Gene ID	54097
Gene Symbol	FAM3B
Species	Human
Specificity/Sensitivity	FAM3B - family with sequence similarity 3, member B (1E7)
Immunogen	FAM3B (AAH57829.1, 1 a.a. ~ 235 a.a) full-length recombinant protein with GST tag. MW of the GST tag alone is 26 KDa. MRPLAGGLLKVVVFVVFASLCAWYSGYLLAELIPDAPLSSAAYSIRSIGERPVLKAPVVKRQKCDHWTPCPSDTYAYRLLSGGGRSKYAKICFEDNLLMGEQLGNVARGINIAIVNYVTGNVTATRCFDMYEGDNSGPMTKFIQSAAPKSLLFMVTYDDGSTRLNNDAKNAIEALGSKEIRNMKFRSSWVFIAAKGLELPSEIQREKINHSDAKNNR YSGWP AEIQIEGCIPKERS
Notes	This product is produced by and distributed for Abnova, a company based in Taiwan.
Product Application Details	
Applications	Western Blot, Immunohistochemistry-Paraffin, ELISA, Immunohistochemistry, Immunoprecipitation
Recommended Dilutions	Western Blot 1:500, ELISA, Immunohistochemistry, Immunoprecipitation, Immunohistochemistry-Paraffin
Application Notes	Antibody Reactive Against Recombinant Protein with GST tag on ELISA and Western Blot. GST tag alone is used as a negative control.

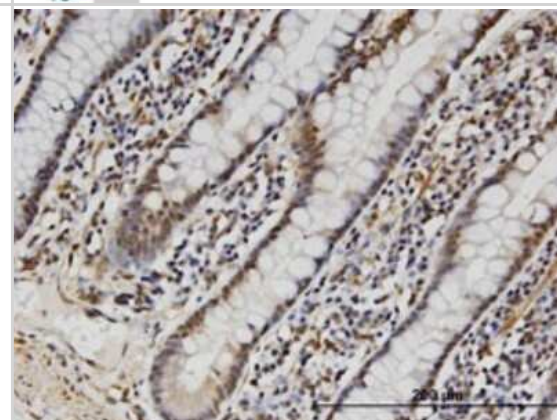


Images

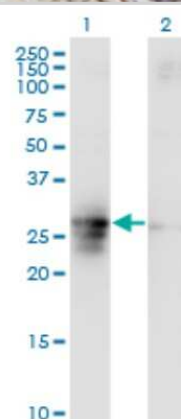
Western Blot: FAM3B Antibody (1E7) [H00054097-M07] - Analysis of FAM3B expression in human kidney.



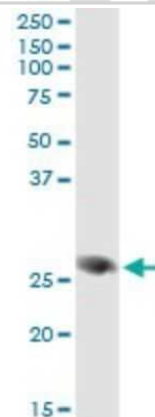
Immunohistochemistry-Paraffin: FAM3B Antibody (1E7) [H00054097-M07] - Analysis of monoclonal antibody to FAM3B on formalin-fixed paraffin-embedded human small Intestine. Antibody concentration 3 ug/ml



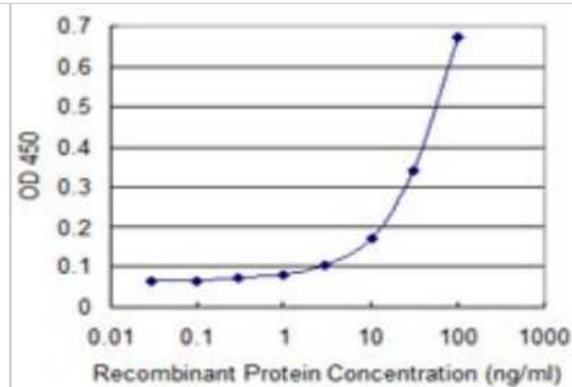
Western Blot: FAM3B Antibody (1E7) [H00054097-M07] - Analysis of FAM3B expression in transfected 293T cell line by FAM3B monoclonal antibody (M07), clone 1E7. Lane 1: FAM3B transfected lysate (26 KDa). Lane 2: Non-transfected lysate.



Immunoprecipitation: FAM3B Antibody (1E7) [H00054097-M07] - Analysis of FAM3B transfected lysate using anti-FAM3B monoclonal antibody and Protein A Magnetic Bead, and immunoblotted with FAM3B rabbit polyclonal antibody.



ELISA: FAM3B Antibody (1E7) [H00054097-M07] - Detection limit for recombinant GST tagged FAM3B is 1 ng/ml as a capture antibody.





Novus Biologicals USA

10730 E. Briarwood Avenue
Centennial, CO 80112
USA
Phone: 303.730.1950
Toll Free: 1.888.506.6887
Fax: 303.730.1966
nb-customerservice@bio-techne.com

Bio-Techne Canada

21 Canmotor Ave
Toronto, ON M8Z 4E6
Canada
Phone: 905.827.6400
Toll Free: 855.668.8722
Fax: 905.827.6402
canada.inquires@bio-techne.com

Bio-Techne Ltd

19 Barton Lane
Abingdon Science Park
Abingdon, OX14 3NB, United Kingdom
Phone: (44) (0) 1235 529449
Free Phone: 0800 37 34 15
Fax: (44) (0) 1235 533420
info.EMEA@bio-techne.com

General Contact Information

www.novusbio.com
Technical Support: nb-technical@bio-techne.com
Orders: nb-customerservice@bio-techne.com
General: novus@novusbio.com

Products Related to H00054097-M07

NBP2-33376H	Blue Marker Antibody (6F4-F6) [HRP]
HAF007	Goat anti-Mouse IgG Secondary Antibody [HRP]
NB7539	Goat anti-Mouse IgG (H+L) Secondary Antibody [HRP]
NBP1-43319-0.5mg	Mouse IgG1 Kappa Isotype Control (P3.6.2.8.1)

Limitations

This product is for research use only and is not approved for use in humans or in clinical diagnosis. Primary Antibodies are guaranteed for 1 year from date of receipt.

For more information on our 100% guarantee, please visit www.novusbio.com/guarantee

Earn gift cards/discounts by submitting a review: www.novusbio.com/reviews/submit/H00054097-M07

Earn gift cards/discounts by submitting a publication using this product:
www.novusbio.com/publications

