

# Product Datasheet

## ZAK Antibody (3G5) - Azide and BSA Free H00051776-M03-100ug

Unit Size: 100 ug

Aliquot and store at -20C or -80C. Avoid freeze-thaw cycles.

[www.novusbio.com](http://www.novusbio.com)



[technical@novusbio.com](mailto:technical@novusbio.com)

### Publications: 3

Protocols, Publications, Related Products, Reviews, Research Tools and Images at:  
[www.novusbio.com/H00051776-M03](http://www.novusbio.com/H00051776-M03)

Updated 9/9/2025 v.20.1

Earn rewards for product  
reviews and publications.

Submit a publication at [www.novusbio.com/publications](http://www.novusbio.com/publications)

Submit a review at [www.novusbio.com/reviews/destination/H00051776-M03](http://www.novusbio.com/reviews/destination/H00051776-M03)




**H00051776-M03-100ug**

ZAK Antibody (3G5) - Azide and BSA Free

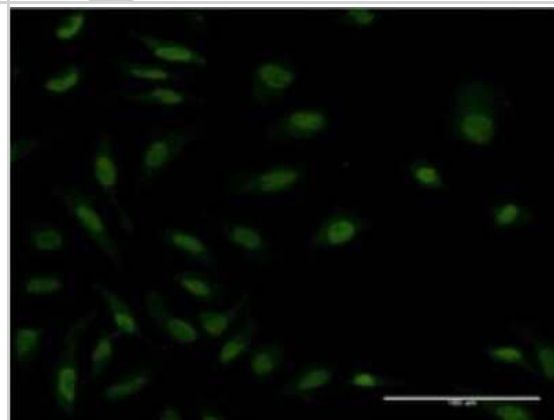
Product Information	
Unit Size	100 ug
Concentration	Concentrations vary lot to lot. See vial label for concentration. If unlisted please contact technical services.
Storage	Aliquot and store at -20C or -80C. Avoid freeze-thaw cycles.
Clonality	Monoclonal
Clone	3G5
Preservative	No Preservative
Isotype	IgG3 Lambda
Purity	IgG purified
Buffer	In 1x PBS, pH 7.4
Product Description	
Description	Novus Biologicals Mouse ZAK Antibody (3G5) - Azide and BSA Free (H00051776-M03) is a monoclonal antibody validated for use in IHC, WB, ELISA and ICC/IF. Anti-ZAK Antibody: Cited in 3 publications. All Novus Biologicals antibodies are covered by our 100% guarantee.
Host	Mouse
Gene ID	51776
Gene Symbol	ZAK
Species	Human, Mouse, Rat
Specificity/Sensitivity	ZAK - sterile alpha motif and leucine zipper containing kinase AZK
Immunogen	ZAK (AAH01401, 1 a.a. ~ 120 a.a) partial recombinant protein with GST tag. MW of the GST tag alone is 26 KDa. MSSLGASFVQIKFDDLQFFENC GGGSFGSVYRAKWISQDKEVAVKLLKIEKEA EILSVLSHRNIIQFYGVILEPPNYGIVTEYASLGSLYDYINSNRSEEMDMDHIMTW ATDVAKGMHY
Notes	This product is produced by and distributed for Abnova, a company based in Taiwan.
Product Application Details	
Applications	Western Blot, Immunohistochemistry-Paraffin, ELISA, Immunocytochemistry/Immunofluorescence, Immunohistochemistry
Recommended Dilutions	Western Blot 1:500, ELISA, Immunohistochemistry, Immunocytochemistry/Immunofluorescence, Immunohistochemistry-Paraffin
Application Notes	Antibody reactive against recombinant protein with GST tag on ELISA and Western Blot. GST tag alone is used as a negative control. Has also been used for immunohistochemistry (paraffin).

## Images

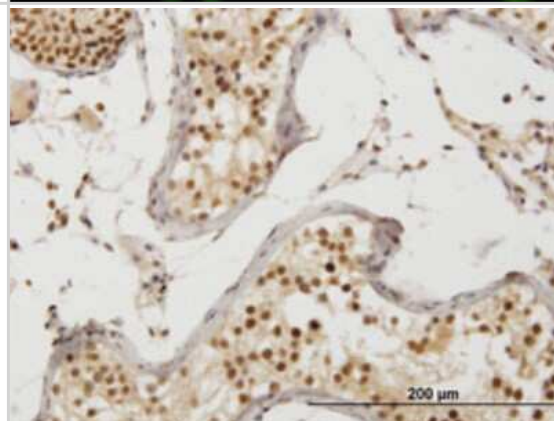
Western Blot: ZAK Antibody (3G5) [H00051776-M03] - ZAK monoclonal antibody (M03), clone 3G5. Western Blot analysis of ZAK expression in human stomach.



Immunocytochemistry/Immunofluorescence: ZAK Antibody (3G5) [H00051776-M03] - Analysis of monoclonal antibody to ZAK on HeLa cell. Antibody concentration 10 ug/ml



Immunohistochemistry-Paraffin: ZAK Antibody (3G5) [H00051776-M03] - Analysis of monoclonal antibody to ZAK on formalin-fixed paraffin-embedded human prostate. Antibody concentration 3 ug/ml



## Publications

Nyati S, Chator A, Schinske K et al. A Requirement for ZAK Kinase Activity in Canonical TGF- $\beta$  Signaling. *Transl Oncol* 2016-10-23 [PMID: 27783979]

Cariolato L, Cavin S, Diviani D. AKAP-LBC anchors a PKN-based signaling complex involved in alpha1-adrenergic receptor-induced p38 activation. *J Biol Chem*. 2011-01-11 [PMID: 21224381]

Perez Lopez I, Cariolato L, Maric D et al. A-Kinase Anchoring Protein Lbc Coordinates a p38 Activating Signaling Complex Controlling Compensatory Cardiac Hypertrophy. *Mol Cell Biol*. 2013-05-28 [PMID: 23716597]



### **Novus Biologicals USA**

10730 E. Briarwood Avenue  
Centennial, CO 80112  
USA  
Phone: 303.730.1950  
Toll Free: 1.888.506.6887  
Fax: 303.730.1966  
nb-customerservice@bio-techne.com

### **Bio-Techne Canada**

21 Canmotor Ave  
Toronto, ON M8Z 4E6  
Canada  
Phone: 905.827.6400  
Toll Free: 855.668.8722  
Fax: 905.827.6402  
canada.inquires@bio-techne.com

### **Bio-Techne Ltd**

19 Barton Lane  
Abingdon Science Park  
Abingdon, OX14 3NB, United Kingdom  
Phone: (44) (0) 1235 529449  
Free Phone: 0800 37 34 15  
Fax: (44) (0) 1235 533420  
info.EMEA@bio-techne.com

### **General Contact Information**

www.novusbio.com  
Technical Support: nb-technical@bio-techne.com  
Orders: nb-customerservice@bio-techne.com  
General: novus@novusbio.com

### **Products Related to H00051776-M03-100ug**

---

NBP2-33376H	Blue Marker Antibody (6F4-F6) [HRP]
HAF007	Goat anti-Mouse IgG Secondary Antibody [HRP]
NB7539	Goat anti-Mouse IgG (H+L) Secondary Antibody [HRP]
NBP1-96977	Mouse IgG3 Lambda Isotype Control (MG3L)

---

### **Limitations**

This product is for research use only and is not approved for use in humans or in clinical diagnosis. Primary Antibodies are guaranteed for 1 year from date of receipt.

For more information on our 100% guarantee, please visit [www.novusbio.com/guarantee](http://www.novusbio.com/guarantee)

Earn gift cards/discounts by submitting a review: [www.novusbio.com/reviews/submit/H00051776-M03](http://www.novusbio.com/reviews/submit/H00051776-M03)

Earn gift cards/discounts by submitting a publication using this product:  
[www.novusbio.com/publications](http://www.novusbio.com/publications)

