

Product Datasheet

NLK Antibody (2B11) - Azide and BSA Free H00051701-M02

Unit Size: 0.1 mg

Aliquot and store at -20C or -80C. Avoid freeze-thaw cycles.

www.novusbio.com



technical@novusbio.com

Protocols, Publications, Related Products, Reviews, Research Tools and Images at:
www.novusbio.com/H00051701-M02

Updated 9/9/2025 v.20.1

Earn rewards for product
reviews and publications.

Submit a publication at www.novusbio.com/publications

Submit a review at www.novusbio.com/reviews/destination/H00051701-M02



H00051701-M02

NLK Antibody (2B11) - Azide and BSA Free


Product Information	
Unit Size	0.1 mg
Concentration	Concentrations vary lot to lot. See vial label for concentration. If unlisted please contact technical services.
Storage	Aliquot and store at -20C or -80C. Avoid freeze-thaw cycles.
Clonality	Monoclonal
Clone	2B11
Preservative	No Preservative
Isotype	IgG1 Kappa
Purity	IgG purified
Buffer	In 1x PBS, pH 7.4

Product Description	
Description	Novus Biologicals Mouse NLK Antibody (2B11) - Azide and BSA Free (H00051701-M02) is a monoclonal antibody validated for use in WB and ELISA. All Novus Biologicals antibodies are covered by our 100% guarantee.
Host	Mouse
Gene ID	51701
Gene Symbol	NLK
Species	Human
Specificity/Sensitivity	NLK - nemo-like kinase (2B11)
Immunogen	NLK (AAH64663, 416 a.a. ~ 515 a.a) partial recombinant protein with GST tag. MW of the GST tag alone is 26 KDa. DEGRLRYHTCMCKCCFSTSTGRVYTSDFEPVTNPKFDDTFEKNLSSVRQVKEII HQFILEQQKGNRVPLCINPQSAAFKSFISSTVAQPSEMPSPPLVWE
Notes	This product is produced by and distributed for Abnova, a company based in Taiwan.


Product Application Details	
Applications	Western Blot, ELISA, Proximity Ligation Assay
Recommended Dilutions	Western Blot 1:500, ELISA, Proximity Ligation Assay
Application Notes	Antibody reactive against cell lysate and recombinant protein for western blot. It has also been used for ELISA.

Images


Western Blot: NLK Antibody (2B11) [H00051701-M02] - NLK monoclonal antibody (M02), clone 2B11. Analysis of NLK expression in human liver.




Western Blot: NLK Antibody (2B11) [H00051701-M02] - NLK monoclonal antibody (M02), clone 2B11. Western Blot analysis of NLK expression in PC-12(Cat # L012V1).



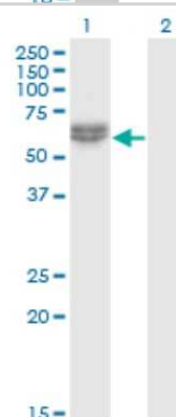
Western Blot: NLK Antibody (2B11) [H00051701-M02] - NLK monoclonal antibody (M02), clone 2B11 Western Blot analysis of NLK expression in HepG2 (Cat # L019V1).



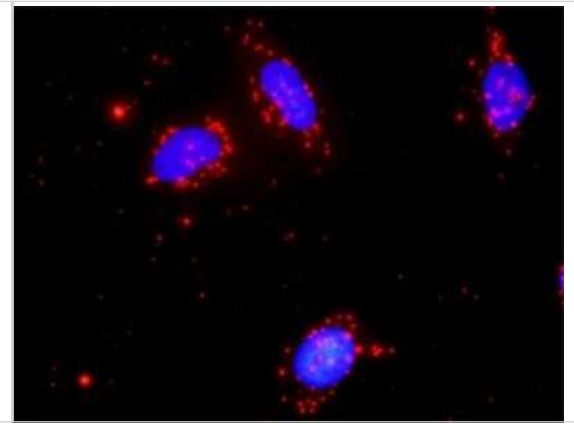
Western Blot: NLK Antibody (2B11) [H00051701-M02] - NLK monoclonal antibody (M02), clone 2B11. Western Blot analysis of NLK expression in NIH/3T3(Cat # L018V1).



Western Blot: NLK Antibody (2B11) [H00051701-M02] - Analysis of NLK expression in transfected 293T cell line by NLK monoclonal antibody (M02), clone 2B11.Lane 1: NLK transfected lysate (Predicted MW: 57.1 KDa).Lane 2: Non-transfected lysate.



Proximity Ligation Assay: NLK Antibody (2B11) [H00051701-M02] - Analysis of protein-protein interactions between MAP3K7 and NLK. HeLa cells were stained with anti-MAP3K7 rabbit purified polyclonal 1:1200 and anti-NLK mouse monoclonal antibody 1:50. Each red dot represents the detection of protein-protein interaction complex, and nuclei were counterstained with DAPI (blue).





Novus Biologicals USA

10730 E. Briarwood Avenue
Centennial, CO 80112
USA
Phone: 303.730.1950
Toll Free: 1.888.506.6887
Fax: 303.730.1966
nb-customerservice@bio-techne.com

Bio-Techne Canada

21 Canmotor Ave
Toronto, ON M8Z 4E6
Canada
Phone: 905.827.6400
Toll Free: 855.668.8722
Fax: 905.827.6402
canada.inquires@bio-techne.com

Bio-Techne Ltd

19 Barton Lane
Abingdon Science Park
Abingdon, OX14 3NB, United Kingdom
Phone: (44) (0) 1235 529449
Free Phone: 0800 37 34 15
Fax: (44) (0) 1235 533420
info.EMEA@bio-techne.com

General Contact Information

www.novusbio.com
Technical Support: nb-technical@bio-techne.com
Orders: nb-customerservice@bio-techne.com
General: novus@novusbio.com

Products Related to H00051701-M02

NBP2-33376H	Blue Marker Antibody (6F4-F6) [HRP]
HAF007	Goat anti-Mouse IgG Secondary Antibody [HRP]
NB7539	Goat anti-Mouse IgG (H+L) Secondary Antibody [HRP]
NBP1-43319-0.5mg	Mouse IgG1 Kappa Isotype Control (P3.6.2.8.1)

Limitations

This product is for research use only and is not approved for use in humans or in clinical diagnosis. Primary Antibodies are guaranteed for 1 year from date of receipt.

For more information on our 100% guarantee, please visit www.novusbio.com/guarantee

Earn gift cards/discounts by submitting a review: www.novusbio.com/reviews/submit/H00051701-M02

Earn gift cards/discounts by submitting a publication using this product:
www.novusbio.com/publications

