

# Product Datasheet

## PRKAG2 Antibody - Azide and BSA Free H00051422-D01P

Unit Size: 0.1 mg

Aliquot and store at -20C or -80C. Avoid freeze-thaw cycles.

[www.novusbio.com](http://www.novusbio.com)



[technical@novusbio.com](mailto:technical@novusbio.com)

Protocols, Publications, Related Products, Reviews, Research Tools and Images at:  
[www.novusbio.com/H00051422-D01P](http://www.novusbio.com/H00051422-D01P)

Updated 9/9/2025 v.20.1

Earn rewards for product  
reviews and publications.

Submit a publication at [www.novusbio.com/publications](http://www.novusbio.com/publications)

Submit a review at [www.novusbio.com/reviews/destination/H00051422-D01P](http://www.novusbio.com/reviews/destination/H00051422-D01P)



**H00051422-D01P**

PRKAG2 Antibody - Azide and BSA Free

| Product Information |  |
|---------------------|--|
| Unit Size           | 0.1 mg   |
| Concentration       | Concentrations vary lot to lot. See vial label for concentration. If unlisted please contact technical services. |
| Storage             | Aliquot and store at -20C or -80C. Avoid freeze-thaw cycles.   |
| Clonality           | Polyclonal   |
| Preservative        | No Preservative  |
| Isotype             | IgG  |
| Purity              | Protein A purified   |
| Buffer              | PBS (pH 7.4)   |


| Product Description     |  |
|-------------------------|--|
| Description             | Novus Biologicals Rabbit PRKAG2 Antibody - Azide and BSA Free (H00051422-D01P) is a polyclonal antibody validated for use in WB and ICC/IF. All Novus Biologicals antibodies are covered by our 100% guarantee.  |
| Host                    | Rabbit   |
| Gene ID                 | 51422  |
| Gene Symbol             | PRKAG2   |
| Species                 | Human  |
| Specificity/Sensitivity | protein kinase, AMP-activated, gamma 2 non-catalytic subunit   |
| Immunogen               | PRKAG2 (NP_077747.1, 1 a.a. - 328 a.a.) full-length human protein.<br>MLEKLEFEDEAVEDESESGVYMRFMRSKCYDIVPTSSKLVVFDTTLQVKKAFF<br>ALVANGVRAAPLWESKKQSFVGMILTITDFINILHRYKSPMVQIYELEEHIETW<br>RELYLQETFKPLVNISPDASLFDVYSLIKNIHRLPVIDPISGNALYILTHKRILKF<br>LQLFMSDMPKPAFMKQNLDELGIGTYHNIAFIHPDTPIIKALNIFVERRISALPVVD<br>ESGKVVDIYSKFDVINLAAEKTYNNLDITVTQALQHR SQYFEGVVKCNKLEILETI<br>VDRIVRAEVHRLVVVNEADSIVGIISLSDILQALILTPAGAKQKETETE |
| Notes                   | This product is produced by and distributed for Abnova, a company based in Taiwan.   |

| Product Application Details |  |
|-----------------------------|--|
| Applications                | Western Blot, Immunocytochemistry/ Immunofluorescence  |
| Recommended Dilutions       | Western Blot, Immunocytochemistry/ Immunofluorescence  |
| Application Notes           | This antibody is reactive against mammalian transfected lysate in western blot. This product is also useful for ELISA. |

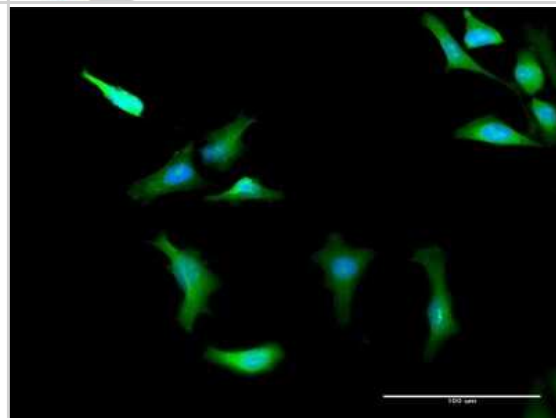


## Images

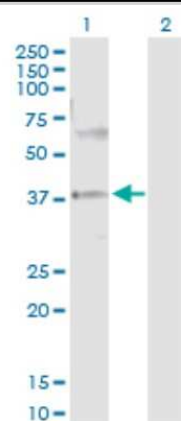
Western Blot: PRKAG2 Antibody [H00051422-D01P] - Analysis of PRKAG2 expression in human stomach.



Immunocytochemistry/Immunofluorescence: PRKAG2 Antibody [H00051422-D01P] - Analysis of antibody to PRKAG2 on HeLa cell. Antibody concentration 20 ug/ml.



Western Blot: PRKAG2 Antibody [H00051422-D01P] - Analysis of PRKAG2 expression in transfected 293T cell line by PRKAG2 polyclonal antibody. Lane 1: PRKAG2 transfected lysate (37.50 KDa). Lane 2: Non-transfected lysate.





### **Novus Biologicals USA**

10730 E. Briarwood Avenue  
Centennial, CO 80112  
USA  
Phone: 303.730.1950  
Toll Free: 1.888.506.6887  
Fax: 303.730.1966  
nb-customerservice@bio-techne.com

### **Bio-Techne Canada**

21 Canmotor Ave  
Toronto, ON M8Z 4E6  
Canada  
Phone: 905.827.6400  
Toll Free: 855.668.8722  
Fax: 905.827.6402  
canada.inquires@bio-techne.com

### **Bio-Techne Ltd**

19 Barton Lane  
Abingdon Science Park  
Abingdon, OX14 3NB, United Kingdom  
Phone: (44) (0) 1235 529449  
Free Phone: 0800 37 34 15  
Fax: (44) (0) 1235 533420  
info.EMEA@bio-techne.com

### **General Contact Information**

www.novusbio.com  
Technical Support: nb-technical@bio-techne.com  
Orders: nb-customerservice@bio-techne.com  
General: novus@novusbio.com

### **Products Related to H00051422-D01P**

---

|             |   |
|-------------|---|
| NBP2-33376H | Blue Marker Antibody (6F4-F6) [HRP]                 |
| HAF008      | Goat anti-Rabbit IgG Secondary Antibody [HRP]       |
| NB7160      | Goat anti-Rabbit IgG (H+L) Secondary Antibody [HRP] |
| NBP2-24891  | Rabbit IgG Isotype Control                          |

---

### **Limitations**

This product is for research use only and is not approved for use in humans or in clinical diagnosis. Primary Antibodies are guaranteed for 1 year from date of receipt.

For more information on our 100% guarantee, please visit [www.novusbio.com/guarantee](http://www.novusbio.com/guarantee)

Earn gift cards/discounts by submitting a review: [www.novusbio.com/reviews/submit/H00051422-D01P](http://www.novusbio.com/reviews/submit/H00051422-D01P)

Earn gift cards/discounts by submitting a publication using this product:  
[www.novusbio.com/publications](http://www.novusbio.com/publications)

