

# Product Datasheet

## TRAPPC4 Antibody (2D10) - Azide and BSA Free H00051399-M01

Unit Size: 0.1 mg

Aliquot and store at -20C or -80C. Avoid freeze-thaw cycles.

[www.novusbio.com](http://www.novusbio.com)



[technical@novusbio.com](mailto:technical@novusbio.com)

### Publications: 2

Protocols, Publications, Related Products, Reviews, Research Tools and Images at:  
[www.novusbio.com/H00051399-M01](http://www.novusbio.com/H00051399-M01)

Updated 9/9/2025 v.20.1

Earn rewards for product  
reviews and publications.

Submit a publication at [www.novusbio.com/publications](http://www.novusbio.com/publications)

Submit a review at [www.novusbio.com/reviews/destination/H00051399-M01](http://www.novusbio.com/reviews/destination/H00051399-M01)



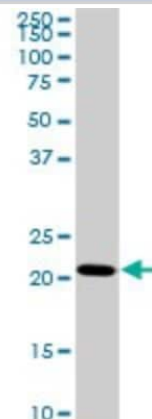
**H00051399-M01**

TRAPPC4 Antibody (2D10) - Azide and BSA Free

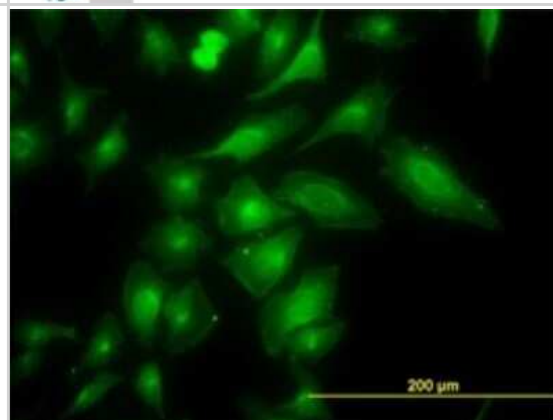
| <b>Product Information</b>         |  |
|------------------------------------|--|
| <b>Unit Size</b>                   | 0.1 mg   |
| <b>Concentration</b>               | Concentrations vary lot to lot. See vial label for concentration. If unlisted please contact technical services.   |
| <b>Storage</b>                     | Aliquot and store at -20C or -80C. Avoid freeze-thaw cycles.   |
| <b>Clonality</b>                   | Monoclonal   |
| <b>Clone</b>                       | 2D10   |
| <b>Preservative</b>                | No Preservative  |
| <b>Isotype</b>                     | IgG1 Kappa   |
| <b>Purity</b>                      | IgG purified   |
| <b>Buffer</b>                      | In 1x PBS, pH 7.4  |
| <b>Product Description</b>         |  |
| <b>Description</b>                 | Novus Biologicals Mouse TRAPPC4 Antibody (2D10) - Azide and BSA Free (H00051399-M01) is a monoclonal antibody validated for use in WB, ELISA and ICC/IF. Anti-TRAPPC4 Antibody: Cited in 2 publications. All Novus Biologicals antibodies are covered by our 100% guarantee.   |
| <b>Host</b>                        | Mouse  |
| <b>Gene ID</b>                     | 51399  |
| <b>Gene Symbol</b>                 | TRAPPC4  |
| <b>Species</b>                     | Human, Mouse   |
| <b>Specificity/Sensitivity</b>     | TRAPPC4 - trafficking protein particle complex 4   |
| <b>Immunogen</b>                   | TRAPPC4 (AAH10866, 1 a.a. ~ 219 a.a) full-length recombinant protein with GST tag. MW of the GST tag alone is 26 KDa.<br>MAIFSVYVVNKAGGLIYQLDSYAPRAEAEKTFSYPLDLLLKLHDERVLVAFGQR<br>DGIRVGHAVLAINGMDVNGRYTADGKEVLEYLGNPANYPVSIRFGRPRLTSNE<br>KLMLASMFHSLFAIGSQLSPEQGSSGIEMLETDTFKLHCYQTLTGIKFVVLADPR<br>QAGIDSLLRKIYEIYSDFALKNPFYSLEMPIRCELFDQNLKLALEVAEKAGTFGP<br>GS |
| <b>Notes</b>                       | This product is produced by and distributed for Abnova, a company based in Taiwan.   |
| <b>Product Application Details</b> |  |
| <b>Applications</b>                | Western Blot, ELISA, Immunocytochemistry/ Immunofluorescence, Sandwich ELISA   |
| <b>Recommended Dilutions</b>       | Western Blot 1:500, ELISA, Immunocytochemistry/ Immunofluorescence, Sandwich ELISA   |
| <b>Application Notes</b>           | Antibody reactive against cell lysate and recombinant protein for Western Blot. Has also been used for immunofluorescence and ELISA.   |

## Images

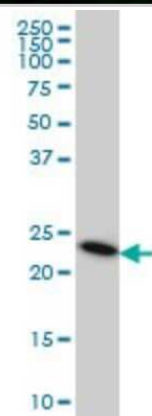
Western Blot: TRAPPC4 Antibody (2D10) [H00051399-M01] - TRAPPC4 monoclonal antibody (M01), clone 2D10. Analysis of TRAPPC4 expression in Raw 264.7.




Immunocytochemistry/Immunofluorescence: TRAPPC4 Antibody (2D10) [H00051399-M01] - Analysis of monoclonal antibody to TRAPPC4 on HeLa cell. Antibody concentration 30 ug/ml.



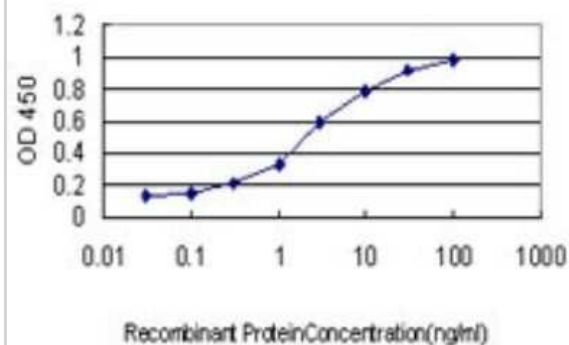
Western Blot: TRAPPC4 Antibody (2D10) [H00051399-M01] - TRAPPC4 monoclonal antibody (M01), clone 2D10 Analysis of TRAPPC4 expression in HeLa.



Western Blot: TRAPPC4 Antibody (2D10) [H00051399-M01] - TRAPPC4 monoclonal antibody (M01), clone 2D10. Analysis of TRAPPC4 expression in NIH/3T3.



Sandwich ELISA: TRAPPC4 Antibody (2D10) [H00051399-M01] - Detection limit for recombinant GST tagged TRAPPC4 is approximately 0.03ng/ml as a capture antibody.



## Publications

Scrivens PJ, Shahrzad N, Moores A et al. TRAPPC2L is a Novel, Highly Conserved TRAPP-Interacting Protein. *Traffic*. 2009-03-03 [PMID: 19416478]

Weng YR, Kong X, Yu YN et al. The Role of ERK2 in Colorectal Carcinogenesis Is Partly Regulated by TRAPPC4. *Mol Carcinog*. 2013-04-26 [PMID: 23625650]



### **Novus Biologicals USA**

10730 E. Briarwood Avenue  
Centennial, CO 80112  
USA  
Phone: 303.730.1950  
Toll Free: 1.888.506.6887  
Fax: 303.730.1966  
nb-customerservice@bio-techne.com

### **Bio-Techne Canada**

21 Canmotor Ave  
Toronto, ON M8Z 4E6  
Canada  
Phone: 905.827.6400  
Toll Free: 855.668.8722  
Fax: 905.827.6402  
canada.inquires@bio-techne.com

### **Bio-Techne Ltd**

19 Barton Lane  
Abingdon Science Park  
Abingdon, OX14 3NB, United Kingdom  
Phone: (44) (0) 1235 529449  
Free Phone: 0800 37 34 15  
Fax: (44) (0) 1235 533420  
info.EMEA@bio-techne.com

### **General Contact Information**

www.novusbio.com  
Technical Support: nb-technical@bio-techne.com  
Orders: nb-customerservice@bio-techne.com  
General: novus@novusbio.com

### **Products Related to H00051399-M01**

---

|                  |  |
|------------------|--|
| NBP2-33376H      | Blue Marker Antibody (6F4-F6) [HRP]                |
| HAF007           | Goat anti-Mouse IgG Secondary Antibody [HRP]       |
| NB7539           | Goat anti-Mouse IgG (H+L) Secondary Antibody [HRP] |
| NBP1-43319-0.5mg | Mouse IgG1 Kappa Isotype Control (P3.6.2.8.1)      |

---

### **Limitations**

This product is for research use only and is not approved for use in humans or in clinical diagnosis. Primary Antibodies are guaranteed for 1 year from date of receipt.

For more information on our 100% guarantee, please visit [www.novusbio.com/guarantee](http://www.novusbio.com/guarantee)

Earn gift cards/discounts by submitting a review: [www.novusbio.com/reviews/submit/H00051399-M01](http://www.novusbio.com/reviews/submit/H00051399-M01)

Earn gift cards/discounts by submitting a publication using this product:  
[www.novusbio.com/publications](http://www.novusbio.com/publications)

