

Product Datasheet

Angiopoietin-like Protein 4/ANGPTL4 Antibody - Azide and BSA Free H0051129-B01P

Unit Size: 0.05 mg

Aliquot and store at -20C or -80C. Avoid freeze-thaw cycles.

www.novusbio.com



technical@novusbio.com

Publications: 2

Protocols, Publications, Related Products, Reviews, Research Tools and Images at:
www.novusbio.com/H0051129-B01P

Updated 9/9/2025 v.20.1

Earn rewards for product reviews and publications.

Submit a publication at www.novusbio.com/publications

Submit a review at www.novusbio.com/reviews/destination/H0051129-B01P



H00051129-B01P**Angiopoietin-like Protein 4/ANGPTL4 Antibody - Azide and BSA Free**

Product Information	
Unit Size	0.05 mg
Concentration	Concentrations vary lot to lot. See vial label for concentration. If unlisted please contact technical services.
Storage	Aliquot and store at -20C or -80C. Avoid freeze-thaw cycles.
Clonality	Polyclonal
Preservative	No Preservative
Isotype	IgG
Purity	Protein A purified
Buffer	PBS (pH 7.4)


Product Description	
Description	Novus Biologicals Mouse Angiopoietin-like Protein 4/ANGPTL4 Antibody - Azide and BSA Free (H00051129-B01P) is a polyclonal antibody validated for use in WB and ELISA. Anti-Angiopoietin-like Protein 4/ANGPTL4 Antibody: Cited in 2 publications. All Novus Biologicals antibodies are covered by our 100% guarantee.
Host	Mouse
Gene ID	51129
Gene Symbol	ANGPTL4
Species	Human, Mouse, Rat
Specificity/Sensitivity	ANGPTL4 - angiopoietin-like 4,
Immunogen	ANGPTL4 (NP_647475.1, 1 a.a. - 406 a.a.) full-length human protein. MSGAPTAGAALMLCAATAVLLSAQGGPVQSKSPRFASWDEMNVLAHGLLQLG QGLREHAERTRSQLSALERRLSACGSACQGTEGSTDLPAPESRVDPEVLHSL QTQLKAQNSRIQQLFHKVAQQQRHLEKQHLRIQHLQSQFGLLDHHKHLDEHAVK PARRKRLPEMAQPVDPAHNVSRLHRLPRDCQELFQVGERQSGLFEIQPQGGSP PFLVNCKMTSDGGWTVIQRHDGSDVDFNRPWEAYKAGFGDPHGFEFWLGLEK VHSITGDRNSRLAVQLRDWDGNAELLQFSVHLGGEDTAYSLQLTAPVAGQLG ATTVPPSGLSVPFSTWDQDHDLRRDKNCAKSLSGGWWFGTCSHSNLNGQYF RSIPQQRQKLKKGIFWKTWRGRYYPLQATTMLIQPMAAEAAS
Notes	This product is produced by and distributed for Abnova, a company based in Taiwan.

Product Application Details	
Applications	Western Blot, ELISA
Recommended Dilutions	Western Blot 1:500, ELISA
Application Notes	Antibody reactive against Recombinant Protein with GST tag on ELISA and Western Blot and also on transfected lysate in western blot. GST tag alone is used as a negative control.

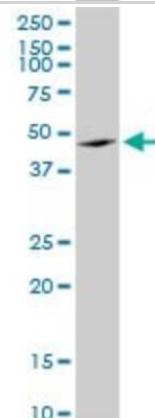


Images


Western Blot: Angiopoietin-like Protein 4/ANGPTL4 Antibody [H00051129-B01P] - Analysis of ANGPTL4 expression in NIH/3T3.



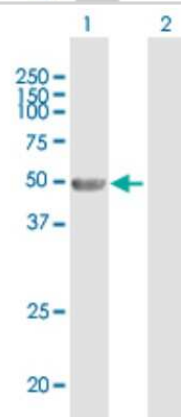
Western Blot: Angiopoietin-like Protein 4/ANGPTL4 Antibody [H00051129-B01P] - Analysis of ANGPTL4 expression in HeLa.



Western Blot: Angiopoietin-like Protein 4/ANGPTL4 Antibody [H00051129-B01P] - Analysis of ANGPTL4 expression in RIN-m5F.



Western Blot: Angiopoietin-like Protein 4/ANGPTL4 Antibody [H00051129-B01P] - Analysis of ANGPTL4 expression in transfected 293T cell line by ANGPTL4 polyclonal antibody. Lane 1: ANGPTL4 transfected lysate(44.66 KDa). Lane 2: Non-transfected lysate.



Publications

Makoveichuk E, Ruge T, Nilsson S et al. High Concentrations of Angiopoietin-Like Protein 4 Detected in Serum from Patients with Rheumatoid Arthritis Can Be Explained by Non-Specific Antibody Reactivity. PLoS One 2017-01-20 [PMID: 28107351]

Makoveichuk E, Sukonina V, Kroupa O et al. Inactivation of lipoprotein lipase occurs on the surface of THP-1 macrophages where oligomers of angiopoietin-like protein 4 are formed. Biochem Biophys Res Commun 2012-07-20 [PMID: 22820186] (Human)





Novus Biologicals USA

10730 E. Briarwood Avenue
Centennial, CO 80112
USA
Phone: 303.730.1950
Toll Free: 1.888.506.6887
Fax: 303.730.1966
nb-customerservice@bio-techne.com

Bio-Techne Canada

21 Canmotor Ave
Toronto, ON M8Z 4E6
Canada
Phone: 905.827.6400
Toll Free: 855.668.8722
Fax: 905.827.6402
canada.inquires@bio-techne.com

Bio-Techne Ltd

19 Barton Lane
Abingdon Science Park
Abingdon, OX14 3NB, United Kingdom
Phone: (44) (0) 1235 529449
Free Phone: 0800 37 34 15
Fax: (44) (0) 1235 533420
info.EMEA@bio-techne.com

General Contact Information

www.novusbio.com
Technical Support: nb-technical@bio-techne.com
Orders: nb-customerservice@bio-techne.com
General: novus@novusbio.com

Products Related to H00051129-B01P

NBP2-33376H	Blue Marker Antibody (6F4-F6) [HRP]
HAF007	Goat anti-Mouse IgG Secondary Antibody [HRP]
NB7539	Goat anti-Mouse IgG (H+L) Secondary Antibody [HRP]
NBP1-97019-5mg	Mouse IgG Isotype Control

Limitations

This product is for research use only and is not approved for use in humans or in clinical diagnosis. Primary Antibodies are guaranteed for 1 year from date of receipt.

For more information on our 100% guarantee, please visit www.novusbio.com/guarantee

Earn gift cards/discounts by submitting a review: www.novusbio.com/reviews/submit/H00051129-B01P

Earn gift cards/discounts by submitting a publication using this product:
www.novusbio.com/publications

