

Product Datasheet

RNF141 Antibody (6D9) - Azide and BSA Free H00050862-M01

Unit Size: 0.1 mg

Aliquot and store at -20C or -80C. Avoid freeze-thaw cycles.

www.novusbio.com



technical@novusbio.com

Protocols, Publications, Related Products, Reviews, Research Tools and Images at:
www.novusbio.com/H00050862-M01

Updated 9/9/2025 v.20.1

Earn rewards for product
reviews and publications.

Submit a publication at www.novusbio.com/publications

Submit a review at www.novusbio.com/reviews/destination/H00050862-M01



H00050862-M01

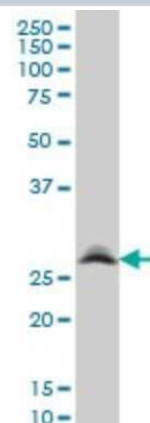
RNF141 Antibody (6D9) - Azide and BSA Free

Product Information	
Unit Size	0.1 mg
Concentration	Concentrations vary lot to lot. See vial label for concentration. If unlisted please contact technical services.
Storage	Aliquot and store at -20C or -80C. Avoid freeze-thaw cycles.
Clonality	Monoclonal
Clone	6D9
Preservative	No Preservative
Isotype	IgG1 Kappa
Purity	IgG purified
Buffer	In 1x PBS, pH 7.4
Product Description	
Description	Novus Biologicals Mouse RNF141 Antibody (6D9) - Azide and BSA Free (H00050862-M01) is a monoclonal antibody validated for use in IHC, WB and ELISA. All Novus Biologicals antibodies are covered by our 100% guarantee.
Host	Mouse
Gene ID	50862
Gene Symbol	RNF141
Species	Human, Mouse, Rat
Reactivity Notes	Human, Mouse, & Rat. Other species not tested.
Specificity/Sensitivity	RNF141 - ring finger protein 141
Immunogen	RNF141 (NP_001008563, 141 a.a. ~ 229 a.a) partial recombinant protein with GST tag. MW of the GST tag alone is 26 KDa. LWMGRVKQLTDEEECCICMDGRADLILPCAHSFCQKCIDKWSDRHRNCPICRL QMTGANESWVSDAPTEDDMANYILNMADEAGQPHR
Notes	This product is produced by and distributed for Abnova, a company based in Taiwan.
Product Application Details	
Applications	Western Blot, Immunohistochemistry-Paraffin, ELISA, Immunohistochemistry, Sandwich ELISA, Knockdown Validated
Recommended Dilutions	Western Blot 1:500, ELISA, Immunohistochemistry, Immunohistochemistry-Paraffin, Sandwich ELISA, Knockdown Validated
Application Notes	Antibody reactive against cell lysate and recombinant protein for Western Blot. Has also been used for immunohistochemistry (paraffin), RNAi validation, and ELISA.

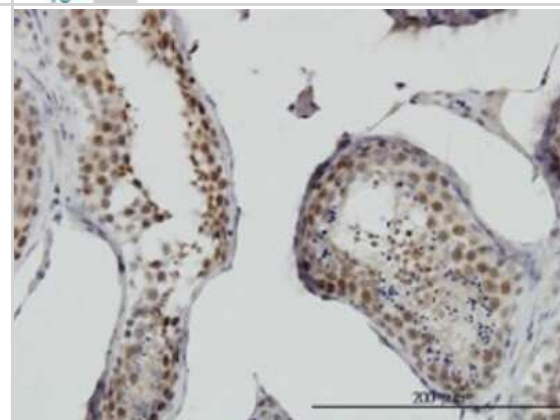


Images

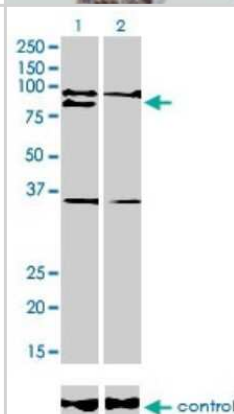
Western Blot: RNF141 Antibody (6D9) [H00050862-M01] - RNF141 monoclonal antibody (M01), clone 6D9 Analysis of RNF141 expression in A-431.



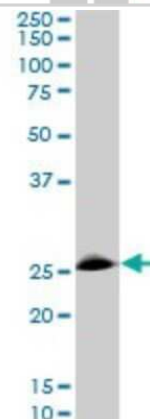
Immunohistochemistry-Paraffin: RNF141 Antibody (6D9) [H00050862-M01] - Analysis of monoclonal antibody to RNF141 on formalin-fixed paraffin-embedded human testis. Antibody concentration 0.3 ug/ml.



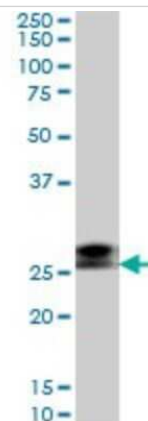
Western Blot: RNF141 Antibody (6D9) [H00050862-M01] - Analysis of RNF141 over-expressed 293 cell line, cotransfected with RNF141 Validated Chimera RNAi (Cat # H00050862-R01V) (Lane 2) or non-transfected control (Lane 1). Blot probed with RNF141 monoclonal antibody (M01), clone 6D9 (Cat # H00050862-M01). GAPDH (36.1 kDa) used as specificity and loading control.



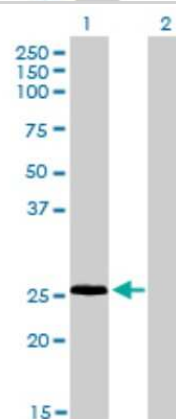
Western Blot: RNF141 Antibody (6D9) [H00050862-M01] - RNF141 monoclonal antibody (M01), clone 6D9. Analysis of RNF141 expression in PC-12.



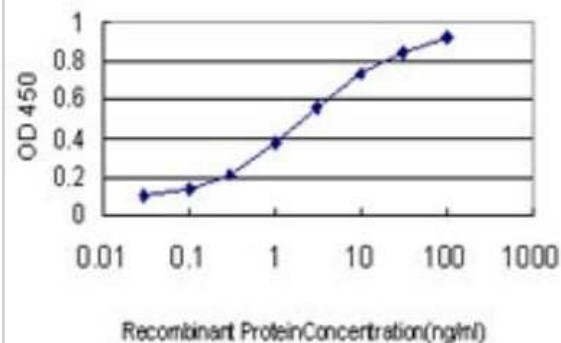
Western Blot: RNF141 Antibody (6D9) [H00050862-M01] - RNF141 monoclonal antibody (M01), clone 6D9. Analysis of RNF141 expression in Raw 264.7.



Western Blot: RNF141 Antibody (6D9) [H00050862-M01] - Analysis of RNF141 expression in transfected 293T cell line by RNF141 monoclonal antibody (M01), clone 6D9. Lane 1: RNF141 transfected lysate(25.5 KDa). Lane 2: Non-transfected lysate.



Sandwich ELISA: RNF141 Antibody (6D9) [H00050862-M01] - Detection limit for recombinant GST tagged RNF141 is approximately 0.03ng/ml as a capture antibody.





Novus Biologicals USA

10730 E. Briarwood Avenue
Centennial, CO 80112
USA
Phone: 303.730.1950
Toll Free: 1.888.506.6887
Fax: 303.730.1966
nb-customerservice@bio-techne.com

Bio-Techne Canada

21 Canmotor Ave
Toronto, ON M8Z 4E6
Canada
Phone: 905.827.6400
Toll Free: 855.668.8722
Fax: 905.827.6402
canada.inquires@bio-techne.com

Bio-Techne Ltd

19 Barton Lane
Abingdon Science Park
Abingdon, OX14 3NB, United Kingdom
Phone: (44) (0) 1235 529449
Free Phone: 0800 37 34 15
Fax: (44) (0) 1235 533420
info.EMEA@bio-techne.com

General Contact Information

www.novusbio.com
Technical Support: nb-technical@bio-techne.com
Orders: nb-customerservice@bio-techne.com
General: novus@novusbio.com

Products Related to H00050862-M01

NBP2-33376H	Blue Marker Antibody (6F4-F6) [HRP]
HAF007	Goat anti-Mouse IgG Secondary Antibody [HRP]
NB7539	Goat anti-Mouse IgG (H+L) Secondary Antibody [HRP]
NBP1-43319-0.5mg	Mouse IgG1 Kappa Isotype Control (P3.6.2.8.1)

Limitations

This product is for research use only and is not approved for use in humans or in clinical diagnosis. Primary Antibodies are guaranteed for 1 year from date of receipt.

For more information on our 100% guarantee, please visit www.novusbio.com/guarantee

Earn gift cards/discounts by submitting a review: www.novusbio.com/reviews/submit/H00050862-M01

Earn gift cards/discounts by submitting a publication using this product:
www.novusbio.com/publications

