

Product Datasheet

DEF6 Antibody (1F2) - Azide and BSA Free H00050619-M01

Unit Size: 50 ug

Aliquot and store at -20C or -80C. Avoid freeze-thaw cycles.

www.novusbio.com



technical@novusbio.com

Publications: 2

Protocols, Publications, Related Products, Reviews, Research Tools and Images at:
www.novusbio.com/H00050619-M01

Updated 9/9/2025 v.20.1

Earn rewards for product
reviews and publications.

Submit a publication at www.novusbio.com/publications

Submit a review at www.novusbio.com/reviews/destination/H00050619-M01



H00050619-M01

DEF6 Antibody (1F2) - Azide and BSA Free

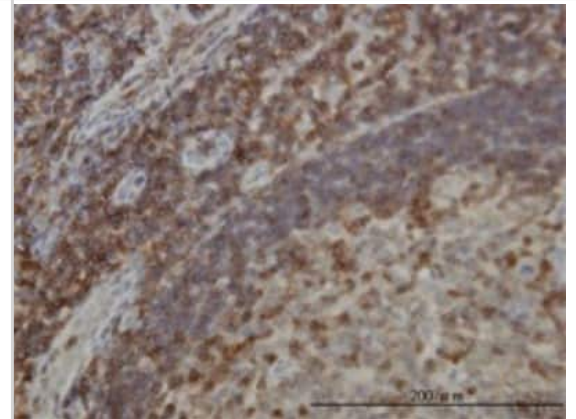
Product Information	
Unit Size	50 ug
Concentration	Concentrations vary lot to lot. See vial label for concentration. If unlisted please contact technical services.
Storage	Aliquot and store at -20C or -80C. Avoid freeze-thaw cycles.
Clonality	Monoclonal
Clone	1F2
Preservative	No Preservative
Isotype	IgG2a Kappa
Purity	IgG purified
Buffer	In 1x PBS, pH 7.4

Product Description	
Description	Novus Biologicals Mouse DEF6 Antibody (1F2) - Azide and BSA Free (H00050619-M01) is a monoclonal antibody validated for use in IHC, WB, ELISA, ICC/IF and IP. Anti-DEF6 Antibody: Cited in 2 publications. All Novus Biologicals antibodies are covered by our 100% guarantee.
Host	Mouse
Gene ID	50619
Gene Symbol	DEF6
Species	Human, Mouse
Reactivity Notes	Human. Other species not tested.
Specificity/Sensitivity	DEF6 - differentially expressed in FDCP 6 homolog (mouse)
Immunogen	DEF6 (AAH17504, 1 a.a. ~ 336 a.a) full-length recombinant protein with GST tag. MW of the GST tag alone is 26 KDa. MALRKELLKSIWYAFTALDVEKSGKVSQSKQLKVLSHNLYTVLHIPHDPVALEEHP RDDDDGPVSSQGYMPYLNKYILDKVEEGAFVKEHFDELWCWTLTAKKNYRADS NGNSMLSNQDAFRLWCLFNFLSEDKYPLIMVPDEVEYLLKKVLSSMSLEVSLG ELEELLAQEAQVAQTTGGLSVWQFLELFNSGRCLRGVGRDTLMAIHEVYQEL IQDVLKQGYLWKRGHLLRRNWAERWFQLQPSCLCYFGSEECKEKRGIPLDAH CCVEVLPDRDGKRCMFCVKTATRTEYEMSASDTRQRQEWTAAIQMAIRLQAEG KTSLHKDLKQKRREQREQR
Notes	This product is produced by and distributed for Abnova, a company based in Taiwan.

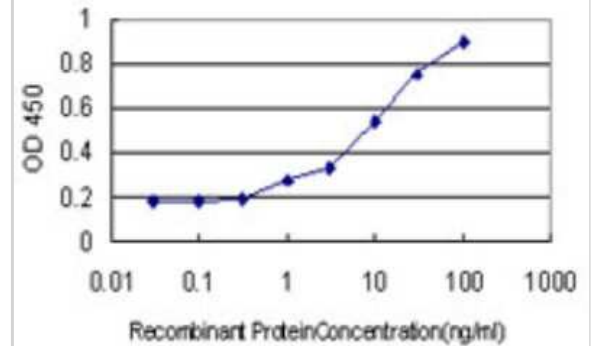
Product Application Details	
Applications	Western Blot, Immunohistochemistry-Paraffin, ELISA, Immunocytochemistry/Immunofluorescence, Immunohistochemistry, Immunoprecipitation, Sandwich ELISA
Recommended Dilutions	Western Blot 1:500, ELISA, Immunohistochemistry, Immunocytochemistry/Immunofluorescence, Immunoprecipitation, Immunohistochemistry-Paraffin, Sandwich ELISA
Application Notes	Antibody reactive against recombinant protein for Western Blot. Has also been used for immunohistochemistry (paraffin) and ELISA.

Images

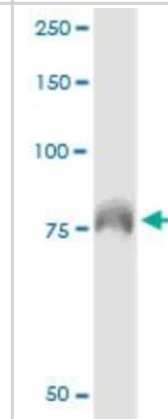
Immunohistochemistry-Paraffin: DEF6 Antibody (1F2) [H00050619-M01] - Analysis of monoclonal antibody to DEF6 on formalin-fixed paraffin-embedded human lymph node Antibody concentration 3 ug/ml.



Sandwich ELISA: DEF6 Antibody (1F2) [H00050619-M01] - Detection limit for recombinant GST tagged DEF6 is approximately 1ng/ml as a capture antibody.



Immunoprecipitation: DEF6 Antibody (1F2) [H00050619-M01] - Analysis of DEF6 transfected lysate using anti-DEF6 monoclonal antibody and Protein A Magnetic Bead, and immunoblotted with DEF6 monoclonal antibody.



Publications

Liew PL, Fang CY, Lee YC et al. DEF6 expression in ovarian carcinoma correlates with poor patient survival. *Diagn Pathol* 2016-08-03 [PMID: 27488395]

Worthmann K, Leitges M, Teng B et al. Def-6, a Novel Regulator of Small GTPases in Podocytes, Acts Downstream of Atypical Protein Kinase C (aPKC) L/I. *Am J Pathol.* 2013-10-03 [PMID: 24096077]



Novus Biologicals USA

10730 E. Briarwood Avenue
Centennial, CO 80112
USA
Phone: 303.730.1950
Toll Free: 1.888.506.6887
Fax: 303.730.1966
nb-customerservice@bio-techne.com

Bio-Techne Canada

21 Canmotor Ave
Toronto, ON M8Z 4E6
Canada
Phone: 905.827.6400
Toll Free: 855.668.8722
Fax: 905.827.6402
canada.inquires@bio-techne.com

Bio-Techne Ltd

19 Barton Lane
Abingdon Science Park
Abingdon, OX14 3NB, United Kingdom
Phone: (44) (0) 1235 529449
Free Phone: 0800 37 34 15
Fax: (44) (0) 1235 533420
info.EMEA@bio-techne.com

General Contact Information

www.novusbio.com
Technical Support: nb-technical@bio-techne.com
Orders: nb-customerservice@bio-techne.com
General: novus@novusbio.com

Products Related to H00050619-M01

NBP2-33376H	Blue Marker Antibody (6F4-F6) [HRP]
HAF007	Goat anti-Mouse IgG Secondary Antibody [HRP]
NB7539	Goat anti-Mouse IgG (H+L) Secondary Antibody [HRP]
NBP1-96981-0.5mg	Mouse IgG2a Kappa Isotype Control (M2AK)

Limitations

This product is for research use only and is not approved for use in humans or in clinical diagnosis. Primary Antibodies are guaranteed for 1 year from date of receipt.

For more information on our 100% guarantee, please visit www.novusbio.com/guarantee

Earn gift cards/discounts by submitting a review: www.novusbio.com/reviews/submit/H00050619-M01

Earn gift cards/discounts by submitting a publication using this product:
www.novusbio.com/publications

