

# Product Datasheet

## PIK3R4 Antibody (1G12) - Azide and BSA Free H00030849-M03

Unit Size: 0.1 mg

Aliquot and store at -20C or -80C. Avoid freeze-thaw cycles.

[www.novusbio.com](http://www.novusbio.com)



[technical@novusbio.com](mailto:technical@novusbio.com)

### Publications: 3

Protocols, Publications, Related Products, Reviews, Research Tools and Images at:  
[www.novusbio.com/H00030849-M03](http://www.novusbio.com/H00030849-M03)

Updated 9/9/2025 v.20.1

Earn rewards for product  
reviews and publications.

Submit a publication at [www.novusbio.com/publications](http://www.novusbio.com/publications)

Submit a review at [www.novusbio.com/reviews/destination/H00030849-M03](http://www.novusbio.com/reviews/destination/H00030849-M03)



**H00030849-M03**

PIK3R4 Antibody (1G12) - Azide and BSA Free

Product Information	
<b>Unit Size</b>	0.1 mg
<b>Concentration</b>	Concentrations vary lot to lot. See vial label for concentration. If unlisted please contact technical services.
<b>Storage</b>	Aliquot and store at -20C or -80C. Avoid freeze-thaw cycles.
<b>Clonality</b>	Monoclonal
<b>Clone</b>	1G12
<b>Preservative</b>	No Preservative
<b>Isotype</b>	IgG2a Kappa
<b>Purity</b>	IgG purified
<b>Buffer</b>	In 1x PBS, pH 7.4


Product Description	
<b>Description</b>	Novus Biologicals Mouse PIK3R4 Antibody (1G12) - Azide and BSA Free (H00030849-M03) is a monoclonal antibody validated for use in WB and ELISA. Anti-PIK3R4 Antibody: Cited in 3 publications. All Novus Biologicals antibodies are covered by our 100% guarantee.
<b>Host</b>	Mouse
<b>Gene ID</b>	30849
<b>Gene Symbol</b>	PIK3R4
<b>Species</b>	Human, Mouse
<b>Reactivity Notes</b>	Human. Other species not tested.
<b>Specificity/Sensitivity</b>	PIK3R4 - phosphoinositide-3-kinase, regulatory subunit 4, p150
<b>Immunogen</b>	PIK3R4 (NP_055417, 1259 a.a. ~ 1358 a.a) partial recombinant protein with GST tag. MW of the GST tag alone is 26 KDa. AGSDMKIRFWDLAYPERSYVVAGSTSSPSVSYRKIIEGTEVVQEIQNKQKVGPSDDTPRRGPESLPVGHHDITDVATFQTTQGFIVTASRDGIVKVVWK
<b>Notes</b>	This product is produced by and distributed for Abnova, a company based in Taiwan.

Product Application Details	
<b>Applications</b>	Western Blot, ELISA
<b>Recommended Dilutions</b>	Western Blot 1:500, ELISA
<b>Application Notes</b>	Antibody reactive against cell lysate, transfected lysate and recombinant protein for western blot. It has also been used for ELISA.




## Images

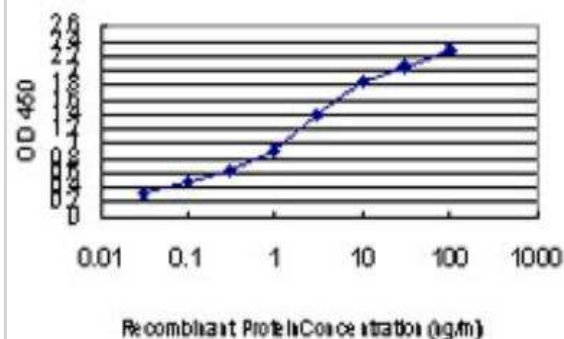
Western Blot: PIK3R4 Antibody (1G12) [H00030849-M03] - Analysis of PIK3R4 expression in HeLa (Cat # L013V1).



Western Blot: PIK3R4 Antibody (1G12) [H00030849-M03] - Analysis of PIK3R4 expression in transfected 293T cell line by PIK3R4 monoclonal antibody (M03), clone 1G12. Lane 1: PIK3R4 transfected lysate (153.103 KDa). Lane 2: Non-transfected lysate.



ELISA: PIK3R4 Antibody (1G12) [H00030849-M03] - Detection limit for recombinant GST tagged PIK3R4 is approximately 0.03ng/ml as a capture antibody.



## Publications

T Yamamuro, S Nakamura, K Yanagawa, A Tokumura, T Kawabata, A Fukuhara, H Teranishi, M Hamasaki, I Shimomura, T Yoshimori Loss of RUBCN/rubicon in adipocytes mediates the upregulation of autophagy to promote the fasting response *Autophagy*, 2022-03-14;0(0):1-11. 2022-03-14 [PMID: 35282767]

Matsunaga K, Morita E, Saitoh T et al. Autophagy requires endoplasmic reticulum targeting of the PI3-kinase complex via Atg14L. *J Cell Biol.* 2010-08-16 [PMID: 20713597]

Nemazany I, Montagnac G, Russell RC et al. Class III PI3K regulates organismal glucose homeostasis by providing negative feedback on hepatic insulin signalling. *Nat Commun.* 2015-09-21 [PMID: 26387534]



### **Novus Biologicals USA**

10730 E. Briarwood Avenue  
Centennial, CO 80112  
USA  
Phone: 303.730.1950  
Toll Free: 1.888.506.6887  
Fax: 303.730.1966  
nb-customerservice@bio-techne.com

### **Bio-Techne Canada**

21 Canmotor Ave  
Toronto, ON M8Z 4E6  
Canada  
Phone: 905.827.6400  
Toll Free: 855.668.8722  
Fax: 905.827.6402  
canada.inquires@bio-techne.com

### **Bio-Techne Ltd**

19 Barton Lane  
Abingdon Science Park  
Abingdon, OX14 3NB, United Kingdom  
Phone: (44) (0) 1235 529449  
Free Phone: 0800 37 34 15  
Fax: (44) (0) 1235 533420  
info.EMEA@bio-techne.com

### **General Contact Information**

www.novusbio.com  
Technical Support: nb-technical@bio-techne.com  
Orders: nb-customerservice@bio-techne.com  
General: novus@novusbio.com

### **Products Related to H00030849-M03**

---

NBP2-33376H	Blue Marker Antibody (6F4-F6) [HRP]
HAF007	Goat anti-Mouse IgG Secondary Antibody [HRP]
NB7539	Goat anti-Mouse IgG (H+L) Secondary Antibody [HRP]
NBP1-96981-0.5mg	Mouse IgG2a Kappa Isotype Control (M2AK)

---

### **Limitations**

This product is for research use only and is not approved for use in humans or in clinical diagnosis. Primary Antibodies are guaranteed for 1 year from date of receipt.

For more information on our 100% guarantee, please visit [www.novusbio.com/guarantee](http://www.novusbio.com/guarantee)

Earn gift cards/discounts by submitting a review: [www.novusbio.com/reviews/submit/H00030849-M03](http://www.novusbio.com/reviews/submit/H00030849-M03)

Earn gift cards/discounts by submitting a publication using this product:  
[www.novusbio.com/publications](http://www.novusbio.com/publications)

