

# Product Datasheet

## EHD4 Antibody (1B8) - Azide and BSA Free H00030844-M01

Unit Size: 0.1 mg

Aliquot and store at -20C or -80C. Avoid freeze-thaw cycles.

[www.novusbio.com](http://www.novusbio.com)



[technical@novusbio.com](mailto:technical@novusbio.com)

Protocols, Publications, Related Products, Reviews, Research Tools and Images at:  
[www.novusbio.com/H00030844-M01](http://www.novusbio.com/H00030844-M01)

Updated 9/9/2025 v.20.1

Earn rewards for product  
reviews and publications.

Submit a publication at [www.novusbio.com/publications](http://www.novusbio.com/publications)

Submit a review at [www.novusbio.com/reviews/destination/H00030844-M01](http://www.novusbio.com/reviews/destination/H00030844-M01)



**H00030844-M01**

EHD4 Antibody (1B8) - Azide and BSA Free

Product Information	
Unit Size	0.1 mg
Concentration	Concentrations vary lot to lot. See vial label for concentration. If unlisted please contact technical services.
Storage	Aliquot and store at -20C or -80C. Avoid freeze-thaw cycles.
Clonality	Monoclonal
Clone	1B8
Preservative	No Preservative
Isotype	IgG1 Kappa
Purity	IgG purified
Buffer	In 1x PBS, pH 7.4


Product Description	
Description	Novus Biologicals Mouse EHD4 Antibody (1B8) - Azide and BSA Free (H00030844-M01) is a monoclonal antibody validated for use in WB, ELISA and ICC/IF. All Novus Biologicals antibodies are covered by our 100% guarantee.
Host	Mouse
Gene ID	30844
Gene Symbol	EHD4
Species	Human
Specificity/Sensitivity	EHD4 - EH-domain containing 4
Immunogen	EHD4 (AAH06287, 1 a.a. ~ 541 a.a) full-length recombinant protein with GST tag. MW of the GST tag alone is 26 KDa. MFSWMGRQAGGRERAGGADAVQTVTGGRLRSLYLKRVLPLEEAYRFHEFHSP ALEDADFENKPMILLVGQYSTGKTTFIRYLLLEQDFPGMRIGPEPTTDSFIAVMYG ETEGSTPGNALVVDPKKPFKLSRFGNAFLNRFMCSQLPNQVLKSISSVIDSPGI LSGEKQRISRGYDFCQVLQWFAERVDRILLFDHKLDISDEFSEAIKAFRGQDD KIRVVLNKADQVDTQQLMRVYGALMWSLGKVINTEVLRVYIGSFWAQLQNT DNRRLEAEQAQDLFRDIQSLPQKAAVRKLNLDLIKRRARLAKVHAYIISYLKKEPMS VFGKENKKRELISRLPEIYIQLQREYQISAGDFPEVKAMQEQLNYDFTKFHSLK PKLIEAVDNMLSNKISPLMNLISQEETSTPTQLVQGGAFDGTTEGPFNQGYGEG AKEGADEEEWVAKDKPVYDELFTLSPINGKISGVNAKKEMVTSKLPNSVLG KIWKLADCDGMLDEEEFALAKHLIKIKLDGYELPSSLPPHLVPPSHRKSPLKAD
Notes	This product is produced by and distributed for Abnova, a company based in Taiwan.

Product Application Details	
Applications	Western Blot, ELISA, Immunocytochemistry/ Immunofluorescence
Recommended Dilutions	Western Blot 1:500, ELISA, Immunocytochemistry/ Immunofluorescence
Application Notes	Antibody reactive against cell lysate, tissue lysate and recombinant protein for Western Blot. Has also been used for immunofluorescence and ELISA.

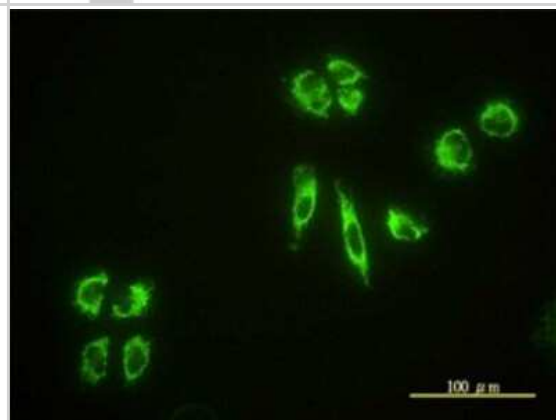


## Images

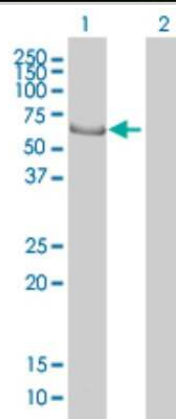
Western Blot: EHD4 Antibody (1B8) [H00030844-M01] - EHD4 monoclonal antibody (M01), clone 1B8 Analysis of EHD4 expression in HeLa S3 NE.



Immunocytochemistry/Immunofluorescence: EHD4 Antibody (1B8) [H00030844-M01] - Analysis of monoclonal antibody to EHD4 on HeLa cell. Antibody concentration 10 ug/ml.



Western Blot: EHD4 Antibody (1B8) [H00030844-M01] - Analysis of EHD4 expression in transfected 293T cell line by EHD4 monoclonal antibody (M01), clone 1B8. Lane 1: EHD4 transfected lysate(61 KDa). Lane 2: Non-transfected lysate.





### **Novus Biologicals USA**

10730 E. Briarwood Avenue  
Centennial, CO 80112  
USA  
Phone: 303.730.1950  
Toll Free: 1.888.506.6887  
Fax: 303.730.1966  
nb-customerservice@bio-techne.com

### **Bio-Techne Canada**

21 Canmotor Ave  
Toronto, ON M8Z 4E6  
Canada  
Phone: 905.827.6400  
Toll Free: 855.668.8722  
Fax: 905.827.6402  
canada.inquires@bio-techne.com

### **Bio-Techne Ltd**

19 Barton Lane  
Abingdon Science Park  
Abingdon, OX14 3NB, United Kingdom  
Phone: (44) (0) 1235 529449  
Free Phone: 0800 37 34 15  
Fax: (44) (0) 1235 533420  
info.EMEA@bio-techne.com

### **General Contact Information**

www.novusbio.com  
Technical Support: nb-technical@bio-techne.com  
Orders: nb-customerservice@bio-techne.com  
General: novus@novusbio.com

### **Products Related to H00030844-M01**

---

NBP2-33376H	Blue Marker Antibody (6F4-F6) [HRP]
HAF007	Goat anti-Mouse IgG Secondary Antibody [HRP]
NB7539	Goat anti-Mouse IgG (H+L) Secondary Antibody [HRP]
NBP1-43319-0.5mg	Mouse IgG1 Kappa Isotype Control (P3.6.2.8.1)

---

### **Limitations**

This product is for research use only and is not approved for use in humans or in clinical diagnosis. Primary Antibodies are guaranteed for 1 year from date of receipt.

For more information on our 100% guarantee, please visit [www.novusbio.com/guarantee](http://www.novusbio.com/guarantee)

Earn gift cards/discounts by submitting a review: [www.novusbio.com/reviews/submit/H00030844-M01](http://www.novusbio.com/reviews/submit/H00030844-M01)

Earn gift cards/discounts by submitting a publication using this product:  
[www.novusbio.com/publications](http://www.novusbio.com/publications)

