

Product Datasheet

Ferroportin/SLC40A1 Antibody - Azide and BSA Free H00030061-D01P

Unit Size: 0.1 mg

Aliquot and store at -20C or -80C. Avoid freeze-thaw cycles.

www.novusbio.com



technical@novusbio.com

Publications: 1

Protocols, Publications, Related Products, Reviews, Research Tools and Images at:
www.novusbio.com/H00030061-D01P

Updated 9/9/2025 v.20.1

Earn rewards for product
reviews and publications.

Submit a publication at www.novusbio.com/publications

Submit a review at www.novusbio.com/reviews/destination/H00030061-D01P



H00030061-D01P

Ferroportin/SLC40A1 Antibody - Azide and BSA Free

Product Information	
Unit Size	0.1 mg
Concentration	Concentrations vary lot to lot. See vial label for concentration. If unlisted please contact technical services.
Storage	Aliquot and store at -20C or -80C. Avoid freeze-thaw cycles.
Clonality	Polyclonal
Preservative	No Preservative
Isotype	IgG
Purity	Protein G purified
Buffer	PBS (pH 7.4)
Target Molecular Weight	62.5 kDa

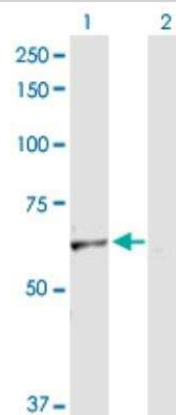
Product Description	
Description	Novus Biologicals Rabbit Ferroportin/SLC40A1 Antibody - Azide and BSA Free (H00030061-D01P) is a polyclonal antibody validated for use in WB. Anti-Ferroportin/SLC40A1 Antibody: Cited in 1 publication. All Novus Biologicals antibodies are covered by our 100% guarantee.
Host	Rabbit
Gene ID	30061
Gene Symbol	SLC40A1
Species	Human
Immunogen	SLC40A1 (NP_055400.1, 1 a.a. - 571 a.a.) full-length human protein. MTRAGDHNRRQRGCCGSLADYLTSAKFLLYLGHSLSTWGDRMWHFAVSVFLVE LYGNSLLLTA VYGLVVAGSVLVLGAIIGDWVDKNARLKVAQTSLLVQNVSVILC GIILMMVFLHKHELLTMYHGWVLTSCYILITIANIANLASTATAITIQRDWIVVVAG EDRSKLANMNATIRRIDQLTNILAPMAVGQIMTFGSPVIGCGFISGWNLVSMCV EYVLLWKVYQKTPALAVKAGLKEEETELKQLNLHKDTEPKPLEGTHLMGVKDS NIHELEHEQEPTCASQMAEPFRTRFDGWVSYYNQPVFLAGMGLAFLYMTVLG FDCITTGYAYTQGLSGSILSILMGASAITGIMGTVAFTWLRRCGLVRTGLISGLA QLSCLILCVISVFM PGSPDLDSVSPFEDIRSRFIQGESITPTKIPEITTEIYMSNGS NSANIVPETSPEVPIISVLLFAGVIAARIGLWSFDLTVTQLLQENVIESERGIIN GVQNSMNYLLDLLHFIMVILAPNPEAFGLLVLISVSFVAMGHIMYFRFAQNTLGN KLFACGPDAKEVRKENQANTSVV
Notes	This product is produced by and distributed for Abnova, a company based in Taiwan.

Product Application Details	
Applications	Western Blot
Recommended Dilutions	Western Blot
Application Notes	Antibody reactive against mammalian transfected lysate.




Images


Western Blot: Ferroportin/SLC40A1 Antibody [H00030061-D01P] - Analysis of Ferroportin/SLC40A1 expression (Molecular weight: 62.5 KDa) in transfected 293T cell line by polyclonal Ferroportin/SLC40A1 Antibody. Lane 1: Ferroportin/SLC40A1 transfected lysate(62.50 KDa). Lane 2: Non-transfected lysate.



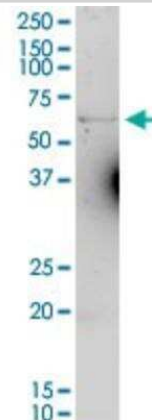
Western Blot: Ferroportin/SLC40A1 Antibody [H00030061-D01P] - Analysis of Ferroportin/SLC40A1 (Molecular weight: 62.5 KDa) expression in A-431 using Ferroportin/SLC40A1 Antibody.



Western Blot: Ferroportin/SLC40A1 Antibody [H00030061-D01P] - Analysis of Ferroportin/SLC40A1 expression (Molecular weight: 62.5 KDa) in human liver using Ferroportin/SLC40A1 Antibody.



Western Blot: Ferroportin/SLC40A1 Antibody [H00030061-D01P] - Analysis of Ferroportin/SLC40A1 expression (Molecular weight: 62.5 KDa) in IMR-32 using Ferroportin/SLC40A1 Antibody.



Publications

Michela A, Luca C, Magdalena G et al. The modulation of iron metabolism affects the Rhabdomyosarcoma tumor growth in vitro and in vivo. Clin Exp Med. 2023-02-10 [PMID: 36764998]



Novus Biologicals USA

10730 E. Briarwood Avenue
Centennial, CO 80112
USA
Phone: 303.730.1950
Toll Free: 1.888.506.6887
Fax: 303.730.1966
nb-customerservice@bio-techne.com

Bio-Techne Canada

21 Canmotor Ave
Toronto, ON M8Z 4E6
Canada
Phone: 905.827.6400
Toll Free: 855.668.8722
Fax: 905.827.6402
canada.inquires@bio-techne.com

Bio-Techne Ltd

19 Barton Lane
Abingdon Science Park
Abingdon, OX14 3NB, United Kingdom
Phone: (44) (0) 1235 529449
Free Phone: 0800 37 34 15
Fax: (44) (0) 1235 533420
info.EMEA@bio-techne.com

General Contact Information

www.novusbio.com
Technical Support: nb-technical@bio-techne.com
Orders: nb-customerservice@bio-techne.com
General: novus@novusbio.com

Products Related to H00030061-D01P

NBP2-33376H	Blue Marker Antibody (6F4-F6) [HRP]
HAF008	Goat anti-Rabbit IgG Secondary Antibody [HRP]
NB7160	Goat anti-Rabbit IgG (H+L) Secondary Antibody [HRP]
NBP2-24891	Rabbit IgG Isotype Control

Limitations

This product is for research use only and is not approved for use in humans or in clinical diagnosis. Primary Antibodies are guaranteed for 1 year from date of receipt.

For more information on our 100% guarantee, please visit www.novusbio.com/guarantee

Earn gift cards/discounts by submitting a review: www.novusbio.com/reviews/submit/H00030061-D01P

Earn gift cards/discounts by submitting a publication using this product:
www.novusbio.com/publications

