

# Product Datasheet

## EFEMP2 Antibody - Azide and BSA Free H00030008-B01P

Unit Size: 0.05 mg

Aliquot and store at -20C or -80C. Avoid freeze-thaw cycles.

[www.novusbio.com](http://www.novusbio.com)



[technical@novusbio.com](mailto:technical@novusbio.com)

Protocols, Publications, Related Products, Reviews, Research Tools and Images at:  
[www.novusbio.com/H00030008-B01P](http://www.novusbio.com/H00030008-B01P)

Updated 9/9/2025 v.20.1

Earn rewards for product  
reviews and publications.

Submit a publication at [www.novusbio.com/publications](http://www.novusbio.com/publications)

Submit a review at [www.novusbio.com/reviews/destination/H00030008-B01P](http://www.novusbio.com/reviews/destination/H00030008-B01P)



**H00030008-B01P**

EFEMP2 Antibody - Azide and BSA Free


Product Information	
Unit Size	0.05 mg
Concentration	Concentrations vary lot to lot. See vial label for concentration. If unlisted please contact technical services.
Storage	Aliquot and store at -20C or -80C. Avoid freeze-thaw cycles.
Clonality	Polyclonal
Preservative	No Preservative
Isotype	IgG
Purity	Protein A purified
Buffer	PBS (pH 7.4)

Product Description	
Description	Novus Biologicals Mouse EFEMP2 Antibody - Azide and BSA Free (H00030008-B01P) is a polyclonal antibody validated for use in WB and Flow. All Novus Biologicals antibodies are covered by our 100% guarantee.
Host	Mouse
Gene ID	30008
Gene Symbol	EFEMP2
Species	Human
Specificity/Sensitivity	EFEMP2 - EGF-containing fibulin-like extracellular matrix protein 2,
Immunogen	EFEMP2 (AAH10456.1, 1 a.a. - 443 a.a.) full-length human protein. MLPCASCLPGSLLLWALLLLLLLGSASPQDSEEPDSYTECTDGYEWDPSQHC RDVNECLTIPEACKGEMKCIHYGGYLCLPRSAVINDLHGEGPPPPVPPAQH PNPCPPGYEPDDQDSCVDVDECAQALHDCRPSQDCHNLPGSYQCTCPDGYR KIGPECVDIDECRYRYCQHRCVNLPGSFRCQCEPGFQLGPNNRSCVDVNECD MGAPCEQRCFNSYGTFLCRCHQGYELHRDGFSCSDIDECSYSSYLCQYRCVN EPGRFSCHCPQGYQLLATRLCQDIDECESGAHQCEAQTVCVNFHGGYRCVDT NRCVEPYIQVSENRLCPASNPLCREQPSSIVHRYMTITSERVSPADVFQIQAT SVYPGAYNAFQIRAGNSQGDFYIRQINNVSAMLVLRPVTGPREYVLDLEMVT MNSLMSYRASSVLRLTVFVGAYTF
Notes	This product is produced by and distributed for Abnova, a company based in Taiwan.

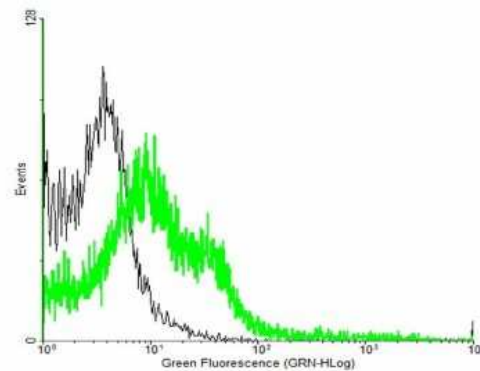
Product Application Details	
Applications	Western Blot, Flow Cytometry
Recommended Dilutions	Western Blot 1:500, Flow Cytometry
Application Notes	Antibody reactive against transfected lysate and tissue lysate for Western Blot. Has also been used for ELISA and FACS analysis.

**Images**

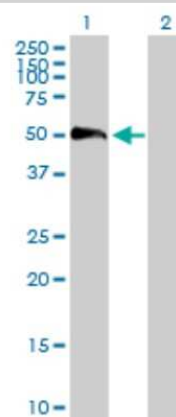
Western Blot: EFEMP2 Antibody [H00030008-B01P] - Analysis of EFEMP2 expression in human kidney.



Flow Cytometry: EFEMP2 Antibody [H00030008-B01P] - Analysis of negative control 293 cells (Black) and EFEMP2 expressing 293 cells (Green) using EFEMP2 purified mouse polyclonal antibody.



Western Blot: EFEMP2 Antibody [H00030008-B01P] - Analysis of EFEMP2 expression in transfected 293T cell line by EFEMP2 polyclonal antibody. Lane 1: EFEMP2 transfected lysate(48.73 KDa). Lane 2: Non-transfected lysate.





### **Novus Biologicals USA**

10730 E. Briarwood Avenue  
Centennial, CO 80112  
USA  
Phone: 303.730.1950  
Toll Free: 1.888.506.6887  
Fax: 303.730.1966  
nb-customerservice@bio-techne.com

### **Bio-Techne Canada**

21 Canmotor Ave  
Toronto, ON M8Z 4E6  
Canada  
Phone: 905.827.6400  
Toll Free: 855.668.8722  
Fax: 905.827.6402  
canada.inquires@bio-techne.com

### **Bio-Techne Ltd**

19 Barton Lane  
Abingdon Science Park  
Abingdon, OX14 3NB, United Kingdom  
Phone: (44) (0) 1235 529449  
Free Phone: 0800 37 34 15  
Fax: (44) (0) 1235 533420  
info.EMEA@bio-techne.com

### **General Contact Information**

www.novusbio.com  
Technical Support: nb-technical@bio-techne.com  
Orders: nb-customerservice@bio-techne.com  
General: novus@novusbio.com

### **Products Related to H00030008-B01P**

---

NBP2-33376H	Blue Marker Antibody (6F4-F6) [HRP]
HAF007	Goat anti-Mouse IgG Secondary Antibody [HRP]
NB7539	Goat anti-Mouse IgG (H+L) Secondary Antibody [HRP]
NBP1-97019-5mg	Mouse IgG Isotype Control

---

### **Limitations**

This product is for research use only and is not approved for use in humans or in clinical diagnosis. Primary Antibodies are guaranteed for 1 year from date of receipt.

For more information on our 100% guarantee, please visit [www.novusbio.com/guarantee](http://www.novusbio.com/guarantee)

Earn gift cards/discounts by submitting a review: [www.novusbio.com/reviews/submit/H00030008-B01P](http://www.novusbio.com/reviews/submit/H00030008-B01P)

Earn gift cards/discounts by submitting a publication using this product:  
[www.novusbio.com/publications](http://www.novusbio.com/publications)

