

Product Datasheet

Hey L Antibody (1F6) - Azide and BSA Free H00026508-M07

Unit Size: 0.1 mg

Aliquot and store at -20C or -80C. Avoid freeze-thaw cycles.

www.novusbio.com



technical@novusbio.com

Publications: 1

Protocols, Publications, Related Products, Reviews, Research Tools and Images at:
www.novusbio.com/H00026508-M07

Updated 9/9/2025 v.20.1

Earn rewards for product
reviews and publications.

Submit a publication at www.novusbio.com/publications

Submit a review at www.novusbio.com/reviews/destination/H00026508-M07



H00026508-M07

Hey L Antibody (1F6) - Azide and BSA Free

Product Information	
Unit Size	0.1 mg
Concentration	Concentrations vary lot to lot. See vial label for concentration. If unlisted please contact technical services.
Storage	Aliquot and store at -20C or -80C. Avoid freeze-thaw cycles.
Clonality	Monoclonal
Clone	1F6
Preservative	No Preservative
Isotype	IgG
Purity	IgG purified
Buffer	In 1x PBS, pH 7.4

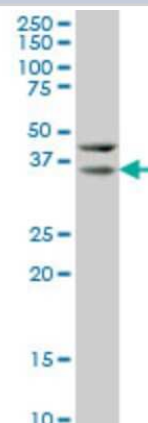
Product Description	
Description	Novus Biologicals Mouse Hey L Antibody (1F6) - Azide and BSA Free (H00026508-M07) is a monoclonal antibody validated for use in IHC, WB, ELISA and ICC/IF. Anti-Hey L Antibody: Cited in 1 publication. All Novus Biologicals antibodies are covered by our 100% guarantee.
Host	Mouse
Gene ID	26508
Gene Symbol	HEYL
Species	Human
Reactivity Notes	Other species not tested.
Specificity/Sensitivity	HEYL (1F6)
Immunogen	HEYL (NP_055386, 221 a.a. ~ 327 a.a) partial recombinant protein with GST tag. MW of the GST tag alone is 26 KDa. PLRRATGIILPARRNVLP SRGASSTRRARPLERP ATPVPVAPSSRAARSSHIAPL LQSSSPTPPGPTGSAAYVAVPTPNSSSPGPAGRPAGAMLYHSWVSEITEIGA
Notes	This product is produced by and distributed for Abnova, a company based in Taiwan.

Product Application Details	
Applications	Western Blot, Immunohistochemistry-Paraffin, ELISA, Immunocytochemistry/ Immunofluorescence, Immunohistochemistry
Recommended Dilutions	Western Blot 1:500, ELISA 1:100-1:2000, Immunohistochemistry 1:10-1:500, Immunocytochemistry/ Immunofluorescence 1:10-1:500, Immunohistochemistry-Paraffin 1:10-1:500
Application Notes	Antibody reactive against cell lysate and recombinant protein for Western Blot. Has also been used for immunofluorescence, immunohistochemistry (paraffin) and ELISA.

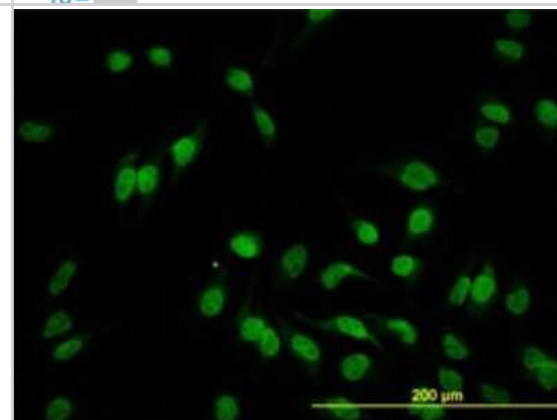


Images

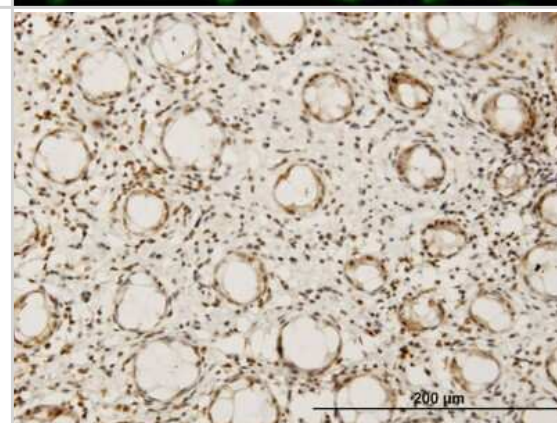
Western Blot: Hey L Antibody (1F6) [H00026508-M07] - Analysis of HEYL expression in HeLa (Cat # L013V1).



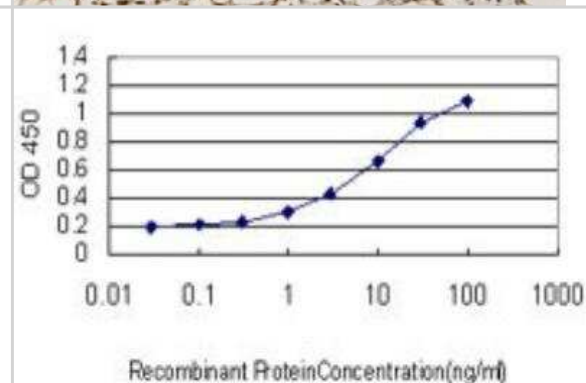
Immunocytochemistry/Immunofluorescence: Hey L Antibody (1F6) [H00026508-M07] - Analysis of monoclonal antibody to HEYL on HeLa cell. Antibody concentration 10 ug/ml



Immunohistochemistry-Paraffin: Hey L Antibody (1F6) [H00026508-M07] - Analysis of monoclonal antibody to HEYL on formalin-fixed paraffin-embedded human colon. Antibody concentration 1.5 ug/ml



ELISA: Hey L Antibody (1F6) [H00026508-M07] - Detection limit for recombinant GST tagged HEYL is approximately 1ng/ml as a capture antibody.



Publications

Lavery DN, Villaronga MA, Walker MM et al. Repression of androgen receptor activity by HEYL, a third member of the hairy/enhancer-of-split-related family of notch effectors. J Biol Chem. 2011-03-17 [PMID: 21454491]



Novus Biologicals USA

10730 E. Briarwood Avenue
Centennial, CO 80112
USA
Phone: 303.730.1950
Toll Free: 1.888.506.6887
Fax: 303.730.1966
nb-customerservice@bio-techne.com

Bio-Techne Canada

21 Canmotor Ave
Toronto, ON M8Z 4E6
Canada
Phone: 905.827.6400
Toll Free: 855.668.8722
Fax: 905.827.6402
canada.inquires@bio-techne.com

Bio-Techne Ltd

19 Barton Lane
Abingdon Science Park
Abingdon, OX14 3NB, United Kingdom
Phone: (44) (0) 1235 529449
Free Phone: 0800 37 34 15
Fax: (44) (0) 1235 533420
info.EMEA@bio-techne.com

General Contact Information

www.novusbio.com
Technical Support: nb-technical@bio-techne.com
Orders: nb-customerservice@bio-techne.com
General: novus@novusbio.com

Products Related to H00026508-M07

NBP2-33376H	Blue Marker Antibody (6F4-F6) [HRP]
HAF007	Goat anti-Mouse IgG Secondary Antibody [HRP]
NB7539	Goat anti-Mouse IgG (H+L) Secondary Antibody [HRP]
NBP1-97019-5mg	Mouse IgG Isotype Control

Limitations

This product is for research use only and is not approved for use in humans or in clinical diagnosis. Primary Antibodies are guaranteed for 1 year from date of receipt.

For more information on our 100% guarantee, please visit www.novusbio.com/guarantee

Earn gift cards/discounts by submitting a review: www.novusbio.com/reviews/submit/H00026508-M07

Earn gift cards/discounts by submitting a publication using this product:
www.novusbio.com/publications

