

# Product Datasheet

## PHGDH Antibody (4A3-1D6) - Azide and BSA Free H00026227-M01

Unit Size: 0.1 mg

Aliquot and store at -20C or -80C. Avoid freeze-thaw cycles.

[www.novusbio.com](http://www.novusbio.com)



[technical@novusbio.com](mailto:technical@novusbio.com)

### Publications: 2

Protocols, Publications, Related Products, Reviews, Research Tools and Images at:  
[www.novusbio.com/H00026227-M01](http://www.novusbio.com/H00026227-M01)

Updated 9/9/2025 v.20.1

Earn rewards for product  
reviews and publications.

Submit a publication at [www.novusbio.com/publications](http://www.novusbio.com/publications)

Submit a review at [www.novusbio.com/reviews/destination/H00026227-M01](http://www.novusbio.com/reviews/destination/H00026227-M01)



**H00026227-M01**

PHGDH Antibody (4A3-1D6) - Azide and BSA Free


Product Information	
Unit Size	0.1 mg
Concentration	Concentrations vary lot to lot. See vial label for concentration. If unlisted please contact technical services.
Storage	Aliquot and store at -20C or -80C. Avoid freeze-thaw cycles.
Clonality	Monoclonal
Clone	4A3-1D6
Preservative	No Preservative
Isotype	IgG1 Kappa
Purity	IgG purified
Buffer	In 1x PBS, pH 7.4

Product Description	
Description	Novus Biologicals Mouse PHGDH Antibody (4A3-1D6) - Azide and BSA Free (H00026227-M01) is a monoclonal antibody validated for use in IHC, WB, ELISA, ICC/IF and IP. Anti-PHGDH Antibody: Cited in 1 publication. All Novus Biologicals antibodies are covered by our 100% guarantee.
Host	Mouse
Gene ID	26227
Gene Symbol	PHGDH
Species	Human
Reactivity Notes	Human. Other species not tested.
Specificity/Sensitivity	PHGDH - phosphoglycerate dehydrogenase
Immunogen	PHGDH (AAH11262.1, 1 a.a. ~ 533 a.a) full-length recombinant protein with GST tag. MW of the GST tag alone is 26 KDa. MAFANLRKVLISDSLDPCCRKILQDGGQLQVVEKQNLKSKEELIAELQDCEGLIVRS ATKVTADVINA AEKLVVGRAGTGVNDVLEAATRKGILVMNTPNGNSLSAAEL TCGMIMCLARQIPQATASMKDGKWERKKFMGTENGLKTLGILGLGRIGREAVT RMQSFQGMKTIGYDPIISPEVSASFVQQLPLEEIWPLCDFITVHTPLLPSTTGLL NDNTFAQCKKGVVNCARGGIVDEGALLRALQSGQCAGAALDVFTEEPPRD RALVDHENVISCPHLGASTKEAQRSGEEIAVQFVDMVKGKSLTGVVNAQALT SAFSPHTKPWIGLAEALGTLMRAWAGSPKGTIQVITQGTSLKNAGNCLSPAIV GLLKEASKQADVNLVNAKLLVKEAGLNVTTSHSPAAPGEQGFGECLAVALAG APYQAVGLVQGTPVLQGLNGAVFRPEVPLRRDLPLLLFRTQTSDPAMLPTMI GLLAEAGVRLLSYQTSLSVSDGETWHVMGISSLLPSLEAWKQHVTEAFQFHF
Notes	This product is produced by and distributed for Abnova, a company based in Taiwan.

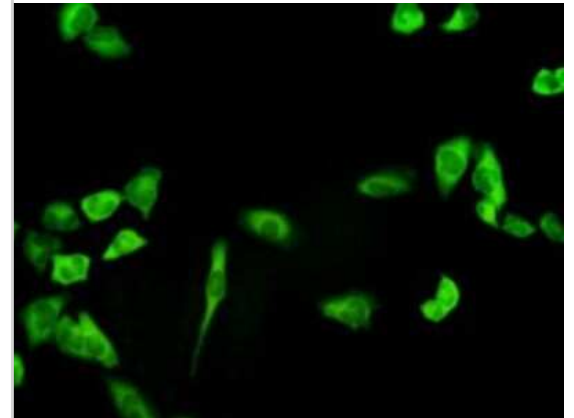
Product Application Details	
Applications	Western Blot, Immunohistochemistry-Paraffin, ELISA, Immunocytochemistry/Immunofluorescence, Immunohistochemistry, Immunoprecipitation
Recommended Dilutions	Western Blot 1:500, ELISA, Immunohistochemistry, Immunocytochemistry/Immunofluorescence, Immunoprecipitation, Immunohistochemistry-Paraffin
Application Notes	Antibody reactive against recominant protein, tissue lysate and cell lysate for Western Blot. Has also been used for immunofluoresence, immunohistochemistry (paraffin), and ELISA.



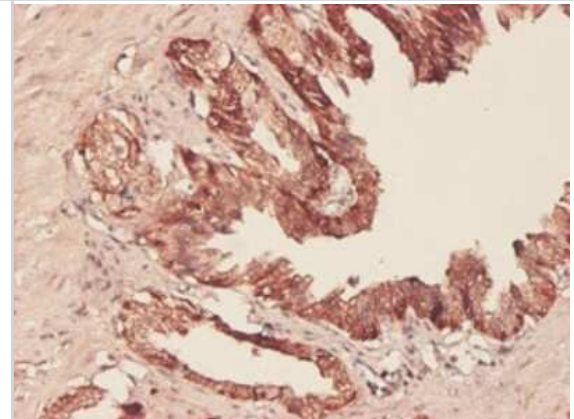
## Images

Western Blot: PHGDH Antibody (4A3-1D6) [H00026227-M01] - PHGDH monoclonal antibody (M01), clone 4A3-1D6. Analysis of PHGDH expression in human liver. 


Immunocytochemistry/Immunofluorescence: PHGDH Antibody (4A3-1D6) [H00026227-M01] - Analysis of monoclonal antibody to PHGDH on HeLa cell. Antibody concentration 1 ~ 10 ug/ml.




Immunohistochemistry-Paraffin: PHGDH Antibody (4A3-1D6) [H00026227-M01] - Analysis of monoclonal antibody to PHGDH on formalin-fixed paraffin-embedded human prostate. Antibody concentration 3 ug/ml.



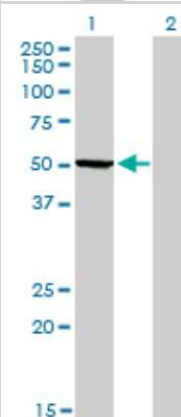
Western Blot: PHGDH Antibody (4A3-1D6) [H00026227-M01] - PHGDH monoclonal antibody (M01), clone 4A3-1D6. Analysis of PHGDH expression in A-431.



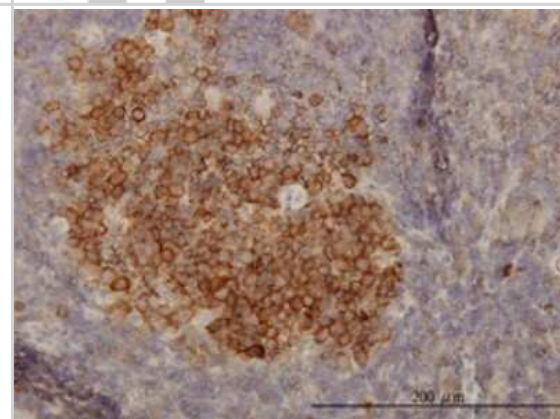
Western Blot: PHGDH Antibody (4A3-1D6) [H00026227-M01] - PHGDH monoclonal antibody (M01), clone 4A3-1D6 Analysis of PHGDH expression in Jurkat.




Western Blot: PHGDH Antibody (4A3-1D6) [H00026227-M01] - Analysis of PHGDH expression in transfected 293T cell line by PHGDH monoclonal antibody (M01), clone 4A3-1D6. Lane 1: PHGDH transfected lysate (56.7 KDa). Lane 2: Non-transfected lysate.



Immunohistochemistry-Paraffin: PHGDH Antibody (4A3-1D6) [H00026227-M01] - Analysis of monoclonal antibody to PHGDH on formalin-fixed paraffin-embedded human lymph node. Antibody concentration 1 ~ 10 ug/ml.



Immunoprecipitation: PHGDH Antibody (4A3-1D6) [H00026227-M01] - Analysis of PHGDH transfected lysate using anti-PHGDH monoclonal antibody and Protein A Magnetic Bead, and immunoblotted with PHGDH MaxPab rabbit polyclonal antibody.



## Publications

Halbert D, Domenyuk V, Spetzler D et al. Aptamers and uses thereof United States Patent Application US 9958448 B2 2018-01-01

Pollari S, Kakonen SM, Edgren H et al. Enhanced serine production by bone metastatic breast cancer cells stimulates osteoclastogenesis. Breast Cancer Res Treat. 2010-03-30 [PMID: 20352489]



### Novus Biologicals USA

10730 E. Briarwood Avenue  
Centennial, CO 80112  
USA

Phone: 303.730.1950

Toll Free: 1.888.506.6887

Fax: 303.730.1966

[nb-customerservice@bio-techne.com](mailto:nb-customerservice@bio-techne.com)

### Bio-Techne Canada

21 Canmotor Ave  
Toronto, ON M8Z 4E6  
Canada

Phone: 905.827.6400

Toll Free: 855.668.8722

Fax: 905.827.6402

[canada.inquires@bio-techne.com](mailto:canada.inquires@bio-techne.com)

### Bio-Techne Ltd

19 Barton Lane  
Abingdon Science Park  
Abingdon, OX14 3NB, United Kingdom

Phone: (44) (0) 1235 529449

Free Phone: 0800 37 34 15

Fax: (44) (0) 1235 533420

[info.EMEA@bio-techne.com](mailto:info.EMEA@bio-techne.com)

### General Contact Information

[www.novusbio.com](http://www.novusbio.com)

Technical Support: [nb-technical@bio-techne.com](mailto:nb-technical@bio-techne.com)

Orders: [nb-customerservice@bio-techne.com](mailto:nb-customerservice@bio-techne.com)

General: [novus@novusbio.com](mailto:novus@novusbio.com)

### Products Related to H00026227-M01

---

NBP2-33376H	Blue Marker Antibody (6F4-F6) [HRP]
HAF007	Goat anti-Mouse IgG Secondary Antibody [HRP]
NB7539	Goat anti-Mouse IgG (H+L) Secondary Antibody [HRP]
NBP1-43319-0.5mg	Mouse IgG1 Kappa Isotype Control (P3.6.2.8.1)

---

### Limitations

This product is for research use only and is not approved for use in humans or in clinical diagnosis. Primary Antibodies are guaranteed for 1 year from date of receipt.

For more information on our 100% guarantee, please visit [www.novusbio.com/guarantee](http://www.novusbio.com/guarantee)

Earn gift cards/discounts by submitting a review: [www.novusbio.com/reviews/submit/H00026227-M01](http://www.novusbio.com/reviews/submit/H00026227-M01)

Earn gift cards/discounts by submitting a publication using this product:  
[www.novusbio.com/publications](http://www.novusbio.com/publications)

