

Product Datasheet

CGI-16 Antibody (4E4) - Azide and BSA Free H00023597-M01

Unit Size: 0.1 mg

Aliquot and store at -20C or -80C. Avoid freeze-thaw cycles.

www.novusbio.com



technical@novusbio.com

Publications: 1

Protocols, Publications, Related Products, Reviews, Research Tools and Images at:
www.novusbio.com/H00023597-M01

Updated 9/9/2025 v.20.1

Earn rewards for product
reviews and publications.

Submit a publication at www.novusbio.com/publications

Submit a review at www.novusbio.com/reviews/destination/H00023597-M01



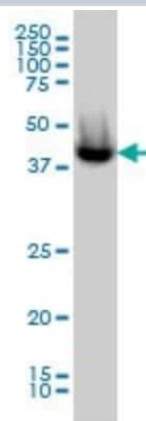
H00023597-M01

CGI-16 Antibody (4E4) - Azide and BSA Free

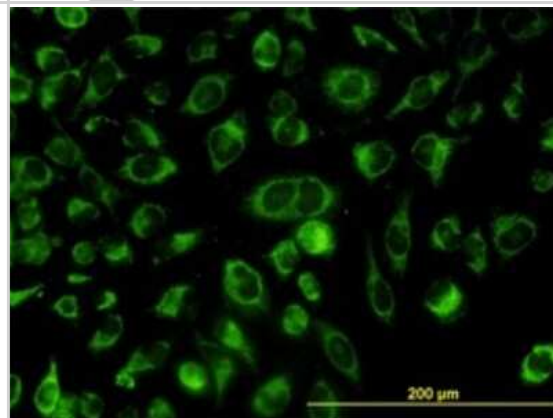
| Product Information | |
|------------------------------------|--|
| Unit Size | 0.1 mg |
| Concentration | Concentrations vary lot to lot. See vial label for concentration. If unlisted please contact technical services. |
| Storage | Aliquot and store at -20C or -80C. Avoid freeze-thaw cycles. |
| Clonality | Monoclonal |
| Clone | 4E4 |
| Preservative | No Preservative |
| Isotype | IgG1 Kappa |
| Purity | IgG purified |
| Buffer | In 1x PBS, pH 7.4 |
| Product Description | |
| Description | Novus Biologicals Mouse CGI-16 Antibody (4E4) - Azide and BSA Free (H00023597-M01) is a monoclonal antibody validated for use in IHC, WB, ELISA and ICC/IF. Anti-CGI-16 Antibody: Cited in 1 publication. All Novus Biologicals antibodies are covered by our 100% guarantee. |
| Host | Mouse |
| Gene ID | 23597 |
| Gene Symbol | ACOT9 |
| Species | Human, Rat |
| Reactivity Notes | Human. Other species not tested. |
| Specificity/Sensitivity | ACOT9 - acyl-Coenzyme A thioesterase 2, mitochondrial |
| Immunogen | ACATE2 (AAH12573, 1 a.a. ~ 212 a.a) full-length recombinant protein with GST tag. MW of the GST tag alone is 26 KDa. MRRAALRLCALGKGQLTPGRGLTQGPQNPKKQGIFHIHEVRDKLREIVGASTN WRDHVKAMEERKLLHSFLAKSQDGLPPRRMKDSYIEVLLPLGSEPELREKYLT VQNTVRFGRILEDLDSLGLVICYMHNKIHSKMSPLSIVTALVDKIDMCKKSLSP EQDIKFSGHVSWSWGKTSMEVKMQMFQLHGDEFPCVLDATFVMVARDSENKG |
| Notes | This product is produced by and distributed for Abnova, a company based in Taiwan. |
| Product Application Details | |
| Applications | Western Blot, Immunohistochemistry-Paraffin, ELISA, Immunocytochemistry/Immunofluorescence, Immunohistochemistry, Sandwich ELISA |
| Recommended Dilutions | Western Blot 1:500, ELISA, Immunohistochemistry, Immunocytochemistry/Immunofluorescence, Immunohistochemistry-Paraffin, Sandwich ELISA |
| Application Notes | Antibody reactive against recominant protein and cell lysate for Western Blot. Has also been used for immunofluoresence, immunohistochemistry (paraffin), and ELISA. |

Images

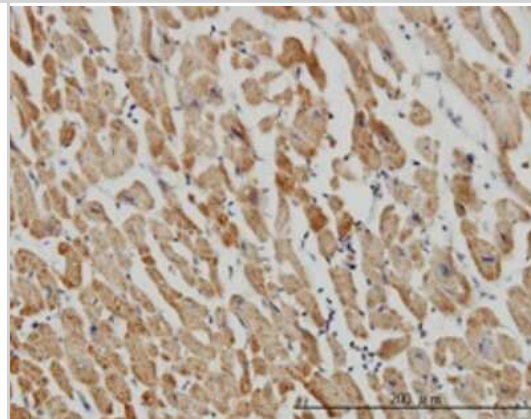
Western Blot: CGI-16 Antibody (4E4) [H00023597-M01] - ACATE2 monoclonal antibody (M01), clone 4E4 Analysis of ACATE2 expression in MCF-7.



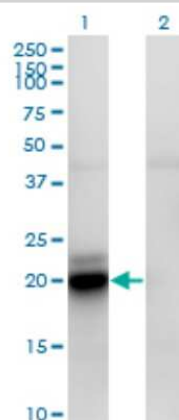
Immunocytochemistry/Immunofluorescence: CGI-16 Antibody (4E4) [H00023597-M01] - Analysis of monoclonal antibody to ACOT9 on HeLa cell. Antibody concentration 10 ug/ml.



Immunohistochemistry-Paraffin: CGI-16 Antibody (4E4) [H00023597-M01] - Analysis of monoclonal antibody to ACOT9 on formalin-fixed paraffin-embedded human heart. Antibody concentration 3 ug/ml.



Western Blot: CGI-16 Antibody (4E4) [H00023597-M01] - Analysis of ACOT9 expression in transfected 293T cell line by ACATE2 monoclonal antibody (M01), clone 4E4. Lane 1: ACOT9 transfected lysate (24 KDa). Lane 2: Non-transfected lysate.



Sandwich ELISA: CGI-16 Antibody (4E4) [H00023597-M01] - Detection limit for recombinant GST tagged ACOT9 is approximately 3ng/ml as a capture antibody.



Publications

Cieniewski-Bernard C, Mulder P, Henry JP et al. Proteomic Analysis of Left Ventricular Remodeling in an Experimental Model of Heart Failure. J Proteome Res. 2008-10-16 [PMID: 18922030]





Novus Biologicals USA

10730 E. Briarwood Avenue
Centennial, CO 80112
USA
Phone: 303.730.1950
Toll Free: 1.888.506.6887
Fax: 303.730.1966
nb-customerservice@bio-techne.com

Bio-Techne Canada

21 Canmotor Ave
Toronto, ON M8Z 4E6
Canada
Phone: 905.827.6400
Toll Free: 855.668.8722
Fax: 905.827.6402
canada.inquires@bio-techne.com

Bio-Techne Ltd

19 Barton Lane
Abingdon Science Park
Abingdon, OX14 3NB, United Kingdom
Phone: (44) (0) 1235 529449
Free Phone: 0800 37 34 15
Fax: (44) (0) 1235 533420
info.EMEA@bio-techne.com

General Contact Information

www.novusbio.com
Technical Support: nb-technical@bio-techne.com
Orders: nb-customerservice@bio-techne.com
General: novus@novusbio.com

Products Related to H00023597-M01

| | |
|------------------|--|
| NBP2-33376H | Blue Marker Antibody (6F4-F6) [HRP] |
| HAF007 | Goat anti-Mouse IgG Secondary Antibody [HRP] |
| NB7539 | Goat anti-Mouse IgG (H+L) Secondary Antibody [HRP] |
| NBP1-43319-0.5mg | Mouse IgG1 Kappa Isotype Control (P3.6.2.8.1) |

Limitations

This product is for research use only and is not approved for use in humans or in clinical diagnosis. Primary Antibodies are guaranteed for 1 year from date of receipt.

For more information on our 100% guarantee, please visit www.novusbio.com/guarantee

Earn gift cards/discounts by submitting a review: www.novusbio.com/reviews/submit/H00023597-M01

Earn gift cards/discounts by submitting a publication using this product:
www.novusbio.com/publications

