

# Product Datasheet

## Sirtuin 1/SIRT1 Antibody (7B7) - Azide and BSA Free H00023411-M01

Unit Size: 0.1 mg

Aliquot and store at -20C or -80C. Avoid freeze-thaw cycles.

[www.novusbio.com](http://www.novusbio.com)



[technical@novusbio.com](mailto:technical@novusbio.com)

### Publications: 4

Protocols, Publications, Related Products, Reviews, Research Tools and Images at:  
[www.novusbio.com/H00023411-M01](http://www.novusbio.com/H00023411-M01)

Updated 9/9/2025 v.20.1

Earn rewards for product  
reviews and publications.

Submit a publication at [www.novusbio.com/publications](http://www.novusbio.com/publications)

Submit a review at [www.novusbio.com/reviews/destination/H00023411-M01](http://www.novusbio.com/reviews/destination/H00023411-M01)



**H00023411-M01**

Sirtuin 1/SIRT1 Antibody (7B7) - Azide and BSA Free

Product Information	
Unit Size	0.1 mg
Concentration	Concentrations vary lot to lot. See vial label for concentration. If unlisted please contact technical services.
Storage	Aliquot and store at -20C or -80C. Avoid freeze-thaw cycles.
Clonality	Monoclonal
Clone	7B7
Preservative	No Preservative
Isotype	IgG1 Kappa
Purity	IgG purified
Buffer	In 1x PBS, pH 7.4

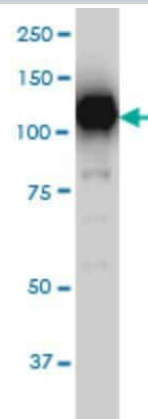
Product Description	
Description	Novus Biologicals Mouse Sirtuin 1/SIRT1 Antibody (7B7) - Azide and BSA Free (H00023411-M01) is a monoclonal antibody validated for use in IHC, WB, ELISA and ICC/IF. Anti-Sirtuin 1/SIRT1 Antibody: Cited in 4 publications. All Novus Biologicals antibodies are covered by our 100% guarantee.
Host	Mouse
Gene ID	23411
Gene Symbol	SIRT1
Species	Human
Reactivity Notes	Human. Other species not tested.
Specificity/Sensitivity	SIRT1 - sirtuin (silent mating type information regulation 2 homolog) 1 (S. cerevisiae)
Immunogen	SIRT1 (AAH12499, 456 a.a. ~ 555 a.a) partial recombinant protein with GST tag. MW of the GST tag alone is 26 KDa. NRYIFHGAEVYSDSEDDVLSSSSCGSNSDSGTCQSPSLEEPMEDESEIEEFYN GLEDEPDVPERAGGAGFGTDGDDQEAINAISVKQEVTDNMNPSNKS
Notes	This product is produced by and distributed for Abnova, a company based in Taiwan.

Product Application Details	
Applications	Western Blot, Immunohistochemistry-Paraffin, ELISA, Immunocytochemistry/Immunofluorescence, Immunohistochemistry, Sandwich ELISA
Recommended Dilutions	Western Blot 1:500, ELISA, Immunohistochemistry, Immunocytochemistry/Immunofluorescence, Immunohistochemistry-Paraffin, Sandwich ELISA
Application Notes	Antibody reactive against cell lysate and recombinant protein for Western Blot. Has also been used for immunofluorescence, immunohistochemistry (paraffin), and ELISA.

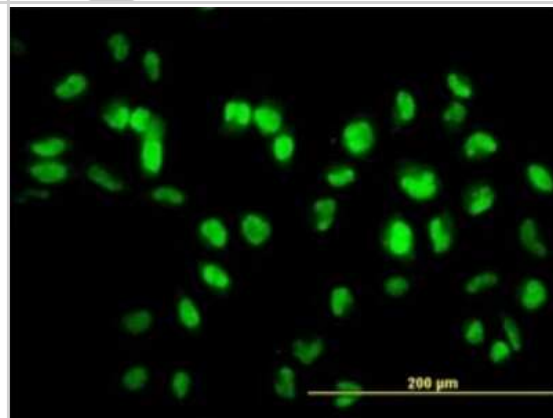


## Images

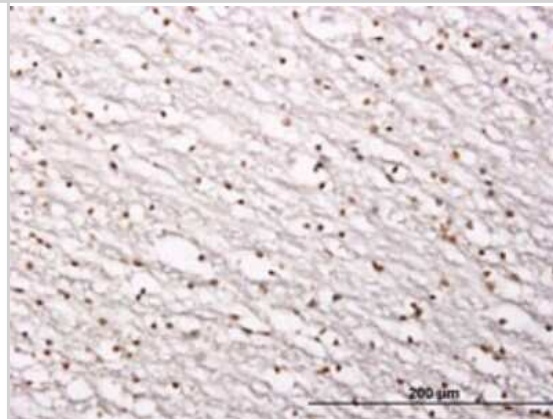
Western Blot: Sirtuin 1/SIRT1 Antibody (7B7) [H00023411-M01] - SIRT1 monoclonal antibody (M01), clone 7B7 Analysis of SIRT1 expression in HeLa S3 NE.



Immunocytochemistry/Immunofluorescence: Sirtuin 1/SIRT1 Antibody (7B7) [H00023411-M01] - Analysis of monoclonal antibody to SIRT1 on HeLa cell. Antibody concentration 10 ug/ml.



Immunohistochemistry-Paraffin: Sirtuin 1/SIRT1 Antibody (7B7) [H00023411-M01] - Analysis of monoclonal antibody to SIRT1 on formalin-fixed paraffin-embedded human lateral ventricle wall. Antibody concentration 1 ug/ml.



Sandwich ELISA: Sirtuin 1/SIRT1 Antibody (7B7) [H00023411-M01] - Detection limit for recombinant GST tagged SIRT1 is approximately 0.1ng/ml as a capture antibody.



## Publications

Ostrup O, Hyttel P, Klarke DA, Collas P. Remodeling of ribosomal genes in somatic cells by *Xenopus* egg extract. *Biochem Biophys Res Commun*. 2011-08-06 [PMID: 21843509]

Kok SH, Lin LD, Hou KL et al. Simvastatin inhibits Cyr61 expression in rheumatoid arthritis synovial fibroblasts through the regulation of SIRT1/FoxO3a signaling. *Arthritis Rheum* 2012-12-12 [PMID: 23239110]

Conrad E, Polonio-Vallon T, Meister M et al. HIPK2 restricts SIRT1 activity upon severe DNA damage by a phosphorylation-controlled mechanism *Cell Death Differ*. 2015-06-26 [PMID: 26113041] (ICC/IF, Human)

Hiraike H, Wada-Hiraike O, Nakagawa S et al. Identification of DBC1 as a transcriptional repressor for BRCA1. *Br J Cancer* 102(6):1061-7. 2010-03-16 [PMID: 20160719]





### **Novus Biologicals USA**

10730 E. Briarwood Avenue  
Centennial, CO 80112  
USA  
Phone: 303.730.1950  
Toll Free: 1.888.506.6887  
Fax: 303.730.1966  
nb-customerservice@bio-techne.com

### **Bio-Techne Canada**

21 Canmotor Ave  
Toronto, ON M8Z 4E6  
Canada  
Phone: 905.827.6400  
Toll Free: 855.668.8722  
Fax: 905.827.6402  
canada.inquires@bio-techne.com

### **Bio-Techne Ltd**

19 Barton Lane  
Abingdon Science Park  
Abingdon, OX14 3NB, United Kingdom  
Phone: (44) (0) 1235 529449  
Free Phone: 0800 37 34 15  
Fax: (44) (0) 1235 533420  
info.EMEA@bio-techne.com

### **General Contact Information**

www.novusbio.com  
Technical Support: nb-technical@bio-techne.com  
Orders: nb-customerservice@bio-techne.com  
General: novus@novusbio.com

### **Products Related to H00023411-M01**

---

NBP2-33376H	Blue Marker Antibody (6F4-F6) [HRP]
HAF007	Goat anti-Mouse IgG Secondary Antibody [HRP]
NB7539	Goat anti-Mouse IgG (H+L) Secondary Antibody [HRP]
NBP1-43319-0.5mg	Mouse IgG1 Kappa Isotype Control (P3.6.2.8.1)

---

### **Limitations**

This product is for research use only and is not approved for use in humans or in clinical diagnosis. Primary Antibodies are guaranteed for 1 year from date of receipt.

For more information on our 100% guarantee, please visit [www.novusbio.com/guarantee](http://www.novusbio.com/guarantee)

Earn gift cards/discounts by submitting a review: [www.novusbio.com/reviews/submit/H00023411-M01](http://www.novusbio.com/reviews/submit/H00023411-M01)

Earn gift cards/discounts by submitting a publication using this product:  
[www.novusbio.com/publications](http://www.novusbio.com/publications)

