

# Product Datasheet

## ERP44 Antibody (3C7) - Azide and BSA Free H00023071-M01-100ug

Unit Size: 100 ug

Aliquot and store at -20C or -80C. Avoid freeze-thaw cycles.

[www.novusbio.com](http://www.novusbio.com)



[technical@novusbio.com](mailto:technical@novusbio.com)

Protocols, Publications, Related Products, Reviews, Research Tools and Images at:  
[www.novusbio.com/H00023071-M01](http://www.novusbio.com/H00023071-M01)

Updated 9/9/2025 v.20.1

Earn rewards for product  
reviews and publications.

Submit a publication at [www.novusbio.com/publications](http://www.novusbio.com/publications)

Submit a review at [www.novusbio.com/reviews/destination/H00023071-M01](http://www.novusbio.com/reviews/destination/H00023071-M01)



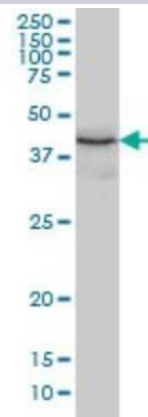
**H00023071-M01-100ug**

ERP44 Antibody (3C7) - Azide and BSA Free

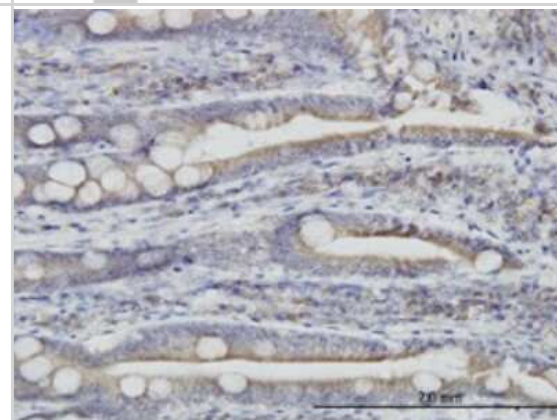
Product Information	
Unit Size	100 ug
Concentration	Concentrations vary lot to lot. See vial label for concentration. If unlisted please contact technical services.
Storage	Aliquot and store at -20C or -80C. Avoid freeze-thaw cycles.
Clonality	Monoclonal
Clone	3C7
Preservative	No Preservative
Isotype	IgG2b Kappa
Purity	IgG purified
Buffer	In 1x PBS, pH 7.4
Product Description	
Description	Novus Biologicals Mouse ERP44 Antibody (3C7) - Azide and BSA Free (H00023071-M01) is a monoclonal antibody validated for use in IHC, WB, ELISA and IP. All Novus Biologicals antibodies are covered by our 100% guarantee.
Host	Mouse
Gene ID	23071
Gene Symbol	ERP44
Species	Human
Reactivity Notes	Human. Other species not tested.
Specificity/Sensitivity	TXNDC4 - thioredoxin domain containing 4 (endoplasmic reticulum)
Immunogen	TXNDC4 (AAH05374, 30 a.a. ~ 406 a.a) full-length recombinant protein with GST tag. MW of the GST tag alone is 26 KDa. EITSLDTENIDEILNNADVALVNFYADWCRFSQMLHPIFEEASDVIKEEFPNENQ VVFARVDCDQHSDIAQRYRISKYPTLKLFRNGMMMCREYRGQRSVKALADYIR QQKSDPIQEIRDIAEITTLDRSKRNIIGYFEQKDSNYRVFERVANILHDDCAFLS AFGDVSKPERYSGDNIIYKPPGHSAPDMVYLGAMTNFDVTYNWIQDKCVPLVR EITFENGEELTEEGLPFLILFHMKEDTESLEIFQNEVARQLISEKGTINFLHADCD KFRHPLLHIQKTPADCPVIAIDFRHMYVFGDFKDVLPGLKQFVFDLHSGKLH REFHHGPDPTDTAPGEQAQDVASSPPESSFQKLAPSEYRYTLLRDRDEL
Notes	This product is produced by and distributed for Abnova, a company based in Taiwan.
Product Application Details	
Applications	Western Blot, Immunohistochemistry-Paraffin, ELISA, Immunohistochemistry, Immunoprecipitation, Sandwich ELISA
Recommended Dilutions	Western Blot 1:500, ELISA, Immunohistochemistry, Immunoprecipitation, Immunohistochemistry-Paraffin, Sandwich ELISA
Application Notes	Antibody reactive against cell lysate and recombinant protein for Western Blot. Has also been used for immunohistochemistry (paraffin) and ELISA.

## Images

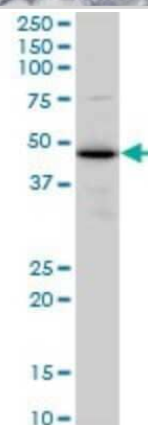
Western Blot: ERP44 Antibody (3C7) [H00023071-M01] - TXNDC4 monoclonal antibody (M01), clone 3C7 Analysis of TXNDC4 expression in K-562.



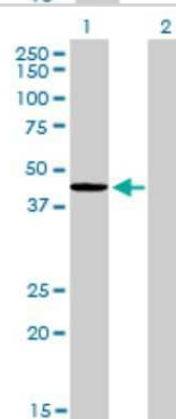
Immunohistochemistry-Paraffin: ERP44 Antibody (3C7) [H00023071-M01] - Analysis of monoclonal antibody to TXNDC4 on formalin-fixed paraffin-embedded human small Intestine. Antibody concentration 3 ug/ml.



Western Blot: ERP44 Antibody (3C7) [H00023071-M01] - TXNDC4 monoclonal antibody (M01), clone 3C7. Analysis of TXNDC4 expression in A-431.



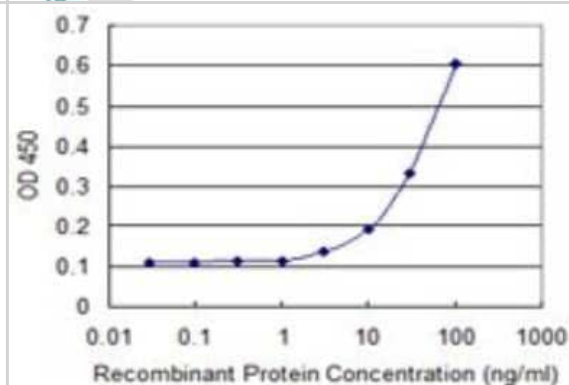
Western Blot: ERP44 Antibody (3C7) [H00023071-M01] - Analysis of TXNDC4 expression in transfected 293T cell line by TXNDC4 monoclonal antibody (M01), clone 3C7. Lane 1: TXNDC4 transfected lysate(47 KDa). Lane 2: Non-transfected lysate.



Immunoprecipitation: ERP44 Antibody (3C7) [H00023071-M01] - Analysis of TXNDC4 transfected lysate using anti-TXNDC4 monoclonal antibody and Protein A Magnetic Bead, and immunoblotted with TXNDC4 MaxPab rabbit polyclonal antibody.



Sandwich ELISA: ERP44 Antibody (3C7) [H00023071-M01] - Detection limit for recombinant GST tagged TXNDC4 is 1 ng/ml as a capture antibody.





### **Novus Biologicals USA**

10730 E. Briarwood Avenue  
Centennial, CO 80112  
USA  
Phone: 303.730.1950  
Toll Free: 1.888.506.6887  
Fax: 303.730.1966  
nb-customerservice@bio-techne.com

### **Bio-Techne Canada**

21 Canmotor Ave  
Toronto, ON M8Z 4E6  
Canada  
Phone: 905.827.6400  
Toll Free: 855.668.8722  
Fax: 905.827.6402  
canada.inquires@bio-techne.com

### **Bio-Techne Ltd**

19 Barton Lane  
Abingdon Science Park  
Abingdon, OX14 3NB, United Kingdom  
Phone: (44) (0) 1235 529449  
Free Phone: 0800 37 34 15  
Fax: (44) (0) 1235 533420  
info.EMEA@bio-techne.com

### **General Contact Information**

www.novusbio.com  
Technical Support: nb-technical@bio-techne.com  
Orders: nb-customerservice@bio-techne.com  
General: novus@novusbio.com

### **Products Related to H00023071-M01-100ug**

---

NBP2-33376H	Blue Marker Antibody (6F4-F6) [HRP]
HAF007	Goat anti-Mouse IgG Secondary Antibody [HRP]
NB7539	Goat anti-Mouse IgG (H+L) Secondary Antibody [HRP]
NBP1-43317-0.5mg	Mouse IgG2b Kappa Light Chain Isotype Control (MG2b)

---

### **Limitations**

This product is for research use only and is not approved for use in humans or in clinical diagnosis. Primary Antibodies are guaranteed for 1 year from date of receipt.

For more information on our 100% guarantee, please visit [www.novusbio.com/guarantee](http://www.novusbio.com/guarantee)

Earn gift cards/discounts by submitting a review: [www.novusbio.com/reviews/submit/H00023071-M01](http://www.novusbio.com/reviews/submit/H00023071-M01)

Earn gift cards/discounts by submitting a publication using this product:  
[www.novusbio.com/publications](http://www.novusbio.com/publications)

