

Product Datasheet

ZHX3 Antibody - Azide and BSA Free H00023051-B01P

Unit Size: 0.05 mg

Aliquot and store at -20C or -80C. Avoid freeze-thaw cycles.

www.novusbio.com



technical@novusbio.com

Protocols, Publications, Related Products, Reviews, Research Tools and Images at:
www.novusbio.com/H00023051-B01P

Updated 9/9/2025 v.20.1

Earn rewards for product
reviews and publications.

Submit a publication at www.novusbio.com/publications

Submit a review at www.novusbio.com/reviews/destination/H00023051-B01P



H00023051-B01P

ZHX3 Antibody - Azide and BSA Free

Product Information	
Unit Size	0.05 mg
Concentration	Concentrations vary lot to lot. See vial label for concentration. If unlisted please contact technical services.
Storage	Aliquot and store at -20C or -80C. Avoid freeze-thaw cycles.
Clonality	Polyclonal
Preservative	No Preservative
Isotype	IgG
Purity	Protein A purified
Buffer	PBS (pH 7.4)

Product Description	
Description	Novus Biologicals Mouse ZHX3 Antibody - Azide and BSA Free (H00023051-B01P) is a polyclonal antibody validated for use in WB and ICC/IF. All Novus Biologicals antibodies are covered by our 100% guarantee.
Host	Mouse
Gene ID	23051
Gene Symbol	ZHX3
Species	Human
Specificity/Sensitivity	ZHX3 - zinc fingers and homeoboxes 3,
Immunogen	ZHX3 (AAH68569.1, 1 a.a. - 969 a.a.) full-length human protein. MASKRKSTTPCMIPVKTVVVLQDASMEAQPAETLPEGPQQDLPPEASAASSEAA QNPSSTDGSTLANGHRSTLDGYLYSCKYCDFRSHDMTQFVGHMNSEHTDFNK DPTFVCSGCSFLAKTPEGLSLHNATCHSGEASFVWNVAKPDNHVVVEQSIPES TSTPDLAGEPSAEGADGQAEIITKTPIMKIMKGKAEAKKIHTLKENVPSQPVGE ALPKLSTGEMEVREGDHSFINGAVPVSQASASSAKNPHAANGPLIGTVPVLP GIAQFLSLQQPPVHAQHVVHQPLPTAKALPKVMIPLSSIPTYNAAMDSNSFLK NSFHKFPYPTKAELCYLTVVTKYPEEQLKIWFTAQRLKQGISWSPEEIEDARKK MFNTVIQSVPPQTITVLNTPLVASAGNVQHLIQAALPGHVVGQPEGTGGGLLV QPLMANGLQATSSPLPLTVTSVPKQPGVAPINTVCSNTTSAVKVVNAQAQLLTA CPSITSQAFLDASIYKNKKSHEQLSALKGSFCRNQFPGQSEVEHLTKVTGLSTR EVRKWFSDRRYHCRNLKGSRAMIPGDHSSIIIDSVPEVSFSPSSKVPEVTCIPT ATLATHPSAKRQSWHQTPDFTPTKYKERAPEQLRALESSFAQNPLPLDEEMD RLRSETKMTRREIDSWFSERRKVNAAEETKKAENASQEEEEAAEDEGGED LAELRVSGENGSLMPSSHILAERKVSPKINLKNLRVTEANGRNEIPGLGACD PEDDESINKLAEQLPGKVSCKKTAQQRHLLRQLFVQTQWPSNQDYDSIMAQTG LPRPEVVRWFGDSRYALKNGQLKWYEDYKRGNFPPGLLVIAPGNRELLQDYY MTHKMLYEEDLQNLCDKTQMSSQQKQTEFDLINVKDWPVWETACHVEEPNPT LCCHMPFPCPAAGHLGELPESSQTAQSLPLPSACPPPSKQQARWGS HQFFLP QCRTFPLPSNG
Notes	This product is produced by and distributed for Abnova, a company based in Taiwan.

Product Application Details	
Applications	Western Blot, Immunocytochemistry/ Immunofluorescence
Recommended Dilutions	Western Blot 1:500, Immunocytochemistry/ Immunofluorescence




Application Notes

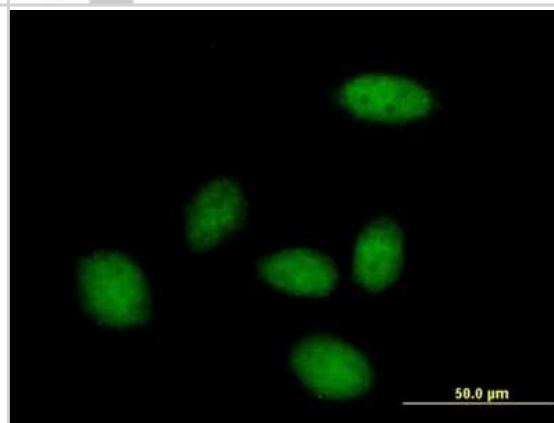
Antibody reactive against Recombinant Protein with GST tag on ELISA and Western Blot and also on transfected lysate in western blot. GST tag alone is used as a negative control. It has also been used for immunofluorescence.

Images


Western Blot: ZHX3 Antibody [H00023051-B01P] - Analysis of ZHX3 expression in human colon.



Immunocytochemistry/Immunofluorescence: ZHX3 Antibody [H00023051-B01P] - Analysis of purified antibody to ZHX3 on HeLa cell. (antibody concentration 10 ug/ml)



Western Blot: ZHX3 Antibody [H00023051-B01P] - Analysis of ZHX3 expression in transfected 293T cell line by ZHX3 polyclonal antibody. Lane 1: ZHX3 transfected lysate(106.59 KDa). Lane 2: Non-transfected lysate.





Novus Biologicals USA

10730 E. Briarwood Avenue
Centennial, CO 80112
USA
Phone: 303.730.1950
Toll Free: 1.888.506.6887
Fax: 303.730.1966
nb-customerservice@bio-techne.com

Bio-Techne Canada

21 Canmotor Ave
Toronto, ON M8Z 4E6
Canada
Phone: 905.827.6400
Toll Free: 855.668.8722
Fax: 905.827.6402
canada.inquires@bio-techne.com

Bio-Techne Ltd

19 Barton Lane
Abingdon Science Park
Abingdon, OX14 3NB, United Kingdom
Phone: (44) (0) 1235 529449
Free Phone: 0800 37 34 15
Fax: (44) (0) 1235 533420
info.EMEA@bio-techne.com

General Contact Information

www.novusbio.com
Technical Support: nb-technical@bio-techne.com
Orders: nb-customerservice@bio-techne.com
General: novus@novusbio.com

Products Related to H0023051-B01P

NBP2-33376H	Blue Marker Antibody (6F4-F6) [HRP]
HAF007	Goat anti-Mouse IgG Secondary Antibody [HRP]
NB7539	Goat anti-Mouse IgG (H+L) Secondary Antibody [HRP]
NBP1-97019-5mg	Mouse IgG Isotype Control

Limitations

This product is for research use only and is not approved for use in humans or in clinical diagnosis. Primary Antibodies are guaranteed for 1 year from date of receipt.

For more information on our 100% guarantee, please visit www.novusbio.com/guarantee

Earn gift cards/discounts by submitting a review: www.novusbio.com/reviews/submit/H0023051-B01P

Earn gift cards/discounts by submitting a publication using this product:
www.novusbio.com/publications

