

Product Datasheet

Sirtuin 2/SIRT2 Antibody (4B11) - Azide and BSA Free H00022933-M01

Unit Size: 0.1 mg

Aliquot and store at -20C or -80C. Avoid freeze-thaw cycles.

www.novusbio.com



technical@novusbio.com

Publications: 1

Protocols, Publications, Related Products, Reviews, Research Tools and Images at:
www.novusbio.com/H00022933-M01

Updated 9/9/2025 v.20.1

Earn rewards for product
reviews and publications.

Submit a publication at www.novusbio.com/publications

Submit a review at www.novusbio.com/reviews/destination/H00022933-M01



H00022933-M01

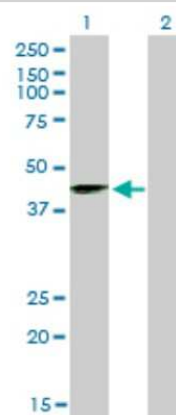
Sirtuin 2/SIRT2 Antibody (4B11) - Azide and BSA Free

Product Information	
Unit Size	0.1 mg
Concentration	Concentrations vary lot to lot. See vial label for concentration. If unlisted please contact technical services.
Storage	Aliquot and store at -20C or -80C. Avoid freeze-thaw cycles.
Clonality	Monoclonal
Clone	4B11
Preservative	No Preservative
Isotype	IgG1 Kappa
Purity	IgG purified
Buffer	In 1x PBS, pH 7.4
Product Description	
Description	Novus Biologicals Mouse Sirtuin 2/SIRT2 Antibody (4B11) - Azide and BSA Free (H00022933-M01) is a monoclonal antibody validated for use in WB, ELISA and ICC/IF. Anti-Sirtuin 2/SIRT2 Antibody: Cited in 1 publication. All Novus Biologicals antibodies are covered by our 100% guarantee.
Host	Mouse
Gene ID	22933
Gene Symbol	SIRT2
Species	Human
Reactivity Notes	Other species not tested.
Marker	Early Oligodendrocyte Marker
Specificity/Sensitivity	SIRT2 - sirtuin (silent mating type information regulation 2 homolog) 2 (<i>S. cerevisiae</i>)
Immunogen	SIRT2 (AAH03012, 128 a.a. ~ 227 a.a) partial recombinant protein with GST tag. MW of the GST tag alone is 26 KDa. YTQNIDTLERIAAGLEQEDLVEAHGTFYTSHCVSASCRHEYPLSWMKEKIFSEVT PKCEDCQSLVKPDIVFFGESLPARFFSCMQSDFLKVDLLLVMGTSL
Notes	This product is produced by and distributed for Abnova, a company based in Taiwan.
Product Application Details	
Applications	Western Blot, ELISA, Immunocytochemistry/ Immunofluorescence, Sandwich ELISA, Knockdown Validated
Recommended Dilutions	Western Blot 1:500, ELISA 1:100-1:2000, Immunocytochemistry/ Immunofluorescence 1:10-1:500, Sandwich ELISA, Knockdown Validated
Application Notes	Antibody reactive against recombinant protein for western blot. It has also been used for RNAi validation and ELISA and immunofluorescence.

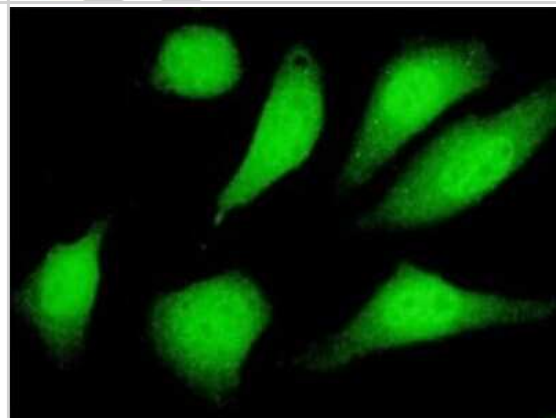


Images

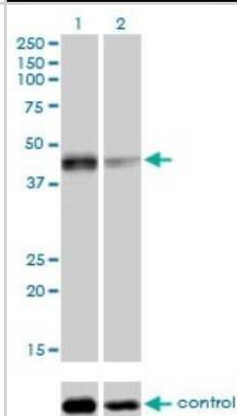
Western Blot: Sirtuin 2/SIRT2 Antibody (4B11) [H00022933-M01] - Analysis of SIRT2 expression in transfected 293T cell line by SIRT2 monoclonal antibody (M01), clone 4B11. Lane 1: SIRT2 transfected lysate(39.5 KDa). Lane 2: Non-transfected lysate.



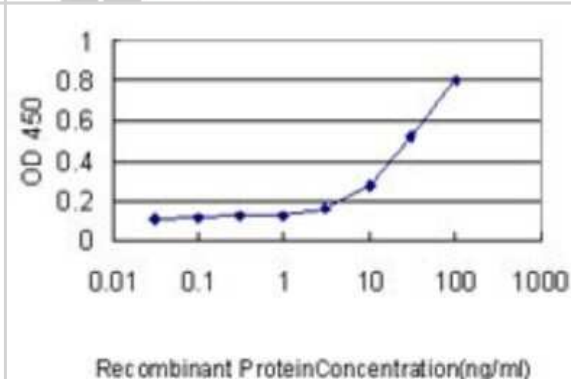
Immunocytochemistry/Immunofluorescence: Sirtuin 2/SIRT2 Antibody (4B11) [H00022933-M01] - Analysis of monoclonal antibody to SIRT2 on HeLa cell . Antibody concentration 10 ug/ml.



Western Blot: Sirtuin 2/SIRT2 Antibody (4B11) [H00022933-M01] - Analysis of SIRT2 over-expressed 293 cell line, cotransfected with SIRT2 Validated Chimera RNAi (Cat # H00022933-R01V) (Lane 2) or non-transfected control (Lane 1). Blot probed with SIRT2 monoclonal antibody (M01), clone 4B11 (Cat # H00022933-M01). GAPDH (36.1 kDa) used as specificity and loading control.



Sandwich ELISA: Sirtuin 2/SIRT2 Antibody (4B11) [H00022933-M01] - Detection limit for recombinant GST tagged SIRT2 is approximately 0.1ng/ml as a capture antibody.



Publications

Garcia-Berrocso T, Llombart V, Colas-Campas L et al. Single Cell Immuno-laser Microdissection Coupled to Label-free Proteomics to Reveal the Proteotypes of Human Brain Cells After Ischemia Mol. Cell Proteomics. 2017-11-13 [PMID: 29133510] (Human)



Novus Biologicals USA

10730 E. Briarwood Avenue
Centennial, CO 80112
USA

Phone: 303.730.1950

Toll Free: 1.888.506.6887

Fax: 303.730.1966

nb-customerservice@bio-techne.com

Bio-Techne Canada

21 Canmotor Ave
Toronto, ON M8Z 4E6
Canada

Phone: 905.827.6400

Toll Free: 855.668.8722

Fax: 905.827.6402

canada.inquires@bio-techne.com

Bio-Techne Ltd

19 Barton Lane
Abingdon Science Park
Abingdon, OX14 3NB, United Kingdom

Phone: (44) (0) 1235 529449

Free Phone: 0800 37 34 15

Fax: (44) (0) 1235 533420

info.EMEA@bio-techne.com

General Contact Information

www.novusbio.com

Technical Support: nb-technical@bio-techne.com

Orders: nb-customerservice@bio-techne.com

General: novus@novusbio.com

Products Related to H00022933-M01

NBP2-33376H	Blue Marker Antibody (6F4-F6) [HRP]
HAF007	Goat anti-Mouse IgG Secondary Antibody [HRP]
NB7539	Goat anti-Mouse IgG (H+L) Secondary Antibody [HRP]
NBP1-43319-0.5mg	Mouse IgG1 Kappa Isotype Control (P3.6.2.8.1)

Limitations

This product is for research use only and is not approved for use in humans or in clinical diagnosis. Primary Antibodies are guaranteed for 1 year from date of receipt.

For more information on our 100% guarantee, please visit www.novusbio.com/guarantee

Earn gift cards/discounts by submitting a review: www.novusbio.com/reviews/submit/H00022933-M01

Earn gift cards/discounts by submitting a publication using this product:

www.novusbio.com/publications

