

# Product Datasheet

## Vasohibin Antibody (4A3) - Azide and BSA Free H00022846-M05

Unit Size: 0.1 mg

Aliquot and store at -20C or -80C. Avoid freeze-thaw cycles.

[www.novusbio.com](http://www.novusbio.com)



[technical@novusbio.com](mailto:technical@novusbio.com)

### Publications: 5

Protocols, Publications, Related Products, Reviews, Research Tools and Images at:  
[www.novusbio.com/H00022846-M05](http://www.novusbio.com/H00022846-M05)

Updated 9/9/2025 v.20.1

Earn rewards for product  
reviews and publications.

Submit a publication at [www.novusbio.com/publications](http://www.novusbio.com/publications)

Submit a review at [www.novusbio.com/reviews/destination/H00022846-M05](http://www.novusbio.com/reviews/destination/H00022846-M05)



**H00022846-M05**

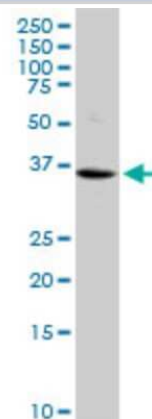
Vasohibin Antibody (4A3) - Azide and BSA Free

<b>Product Information</b>	
<b>Unit Size</b>	0.1 mg
<b>Concentration</b>	Concentrations vary lot to lot. See vial label for concentration. If unlisted please contact technical services.
<b>Storage</b>	Aliquot and store at -20C or -80C. Avoid freeze-thaw cycles.
<b>Clonality</b>	Monoclonal
<b>Clone</b>	4A3
<b>Preservative</b>	No Preservative
<b>Isotype</b>	IgG2a Kappa
<b>Purity</b>	Protein A purified
<b>Buffer</b>	In 1x PBS, pH 7.4
<b>Product Description</b>	
<b>Description</b>	Novus Biologicals Mouse Vasohibin Antibody (4A3) - Azide and BSA Free (H00022846-M05) is a monoclonal antibody validated for use in IHC, WB and ELISA. Anti-Vasohibin Antibody: Cited in 5 publications. All Novus Biologicals antibodies are covered by our 100% guarantee.
<b>Host</b>	Mouse
<b>Gene ID</b>	22846
<b>Gene Symbol</b>	VASH1
<b>Species</b>	Human
<b>Specificity/Sensitivity</b>	Reacts with vasohibin 1.
<b>Immunogen</b>	VASH1 (NP_055724, 3 a.a. ~ 100 a.a) partial recombinant protein with GST tag. MW of the GST tag alone is 26 KDa. GGKKVAGGGSSGATPTSAAATAPSGVRRLETSEG TSAQRDEEPEEEGEEDLR DGGVPFFVNRGGLPVDEATWERMWKHVAKIHPDGEKVAQRIRGATD
<b>Notes</b>	This product is produced by and distributed for Abnova, a company based in Taiwan.
<b>Product Application Details</b>	
<b>Applications</b>	Western Blot, Immunohistochemistry-Paraffin, ELISA, Immunohistochemistry, Sandwich ELISA
<b>Recommended Dilutions</b>	Western Blot, ELISA, Immunohistochemistry, Immunohistochemistry-Paraffin, Sandwich ELISA
<b>Application Notes</b>	This antibody is reactive against cell lysate in western blot and recombinant protein in ELISA.

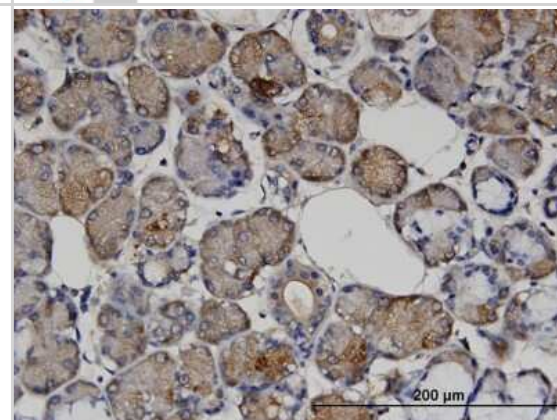


## Images

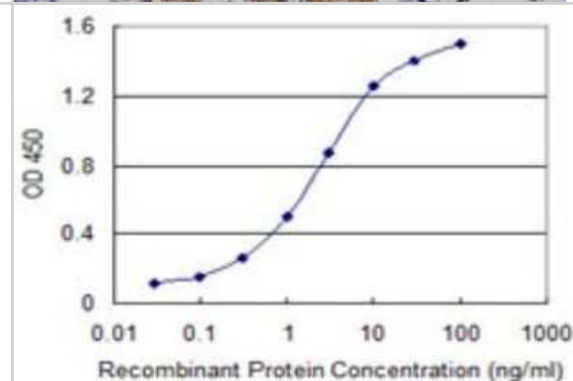
Western Blot: Vasohibin Antibody (4A3) [H00022846-M05] - Analysis of VASH1 expression in HepG2 (Cat # L019V1).



Immunohistochemistry-Paraffin: Vasohibin Antibody (4A3) [H00022846-M05] - Analysis of monoclonal antibody to VASH1 on formalin-fixed paraffin-embedded human salivary gland. Antibody concentration 3 ug/ml



Sandwich ELISA: Vasohibin Antibody (4A3) [H00022846-M05] - Detection limit for recombinant GST tagged VASH1 is 0.03 ng/ml as a capture antibody.



## Publications

Miho Y, Soji O, Kazuo K et al. Clinicopathological Role of Vasohibin in Gastroenterological Cancers: A Meta-Analysis. *Tohoku J Exp Med.* 2022-03-17 [PMID: 35296570]

Sijing Q, Yue H, Qing R et al. Tregs are involved in VEGFA/ VASH1-related angiogenesis pathway in ovarian cancer. *Transl Oncol.* 2023-04-03 [PMID: 37018867]

Takano M, Shimada K, Fujii T et al. Keratin 19 as a key molecule in progression of human hepatocellular carcinomas through invasion and angiogenesis. *BMC Cancer* 2016-11-18 [PMID: 27863477]

Kitajima T, Toiyama Y, Tanaka K et al. Vasohibin-1 increases the malignant potential of colorectal cancer and is a biomarker of poor prognosis. *Anticancer Res.* 2014-10-01 [PMID: 25275025]

Wang Q, Tian X, Zhang C, Wang Q. Upregulation of vasohibin-1 expression with angiogenesis and poor prognosis of hepatocellular carcinoma after curative surgery. *Med Oncol.* 2012-12-01 [PMID: 22101788] (IF/IHC, Human)



### **Novus Biologicals USA**

10730 E. Briarwood Avenue  
Centennial, CO 80112  
USA  
Phone: 303.730.1950  
Toll Free: 1.888.506.6887  
Fax: 303.730.1966  
nb-customerservice@bio-techne.com

### **Bio-Techne Canada**

21 Canmotor Ave  
Toronto, ON M8Z 4E6  
Canada  
Phone: 905.827.6400  
Toll Free: 855.668.8722  
Fax: 905.827.6402  
canada.inquires@bio-techne.com

### **Bio-Techne Ltd**

19 Barton Lane  
Abingdon Science Park  
Abingdon, OX14 3NB, United Kingdom  
Phone: (44) (0) 1235 529449  
Free Phone: 0800 37 34 15  
Fax: (44) (0) 1235 533420  
info.EMEA@bio-techne.com

### **General Contact Information**

www.novusbio.com  
Technical Support: nb-technical@bio-techne.com  
Orders: nb-customerservice@bio-techne.com  
General: novus@novusbio.com

### **Products Related to H00022846-M05**

---

NBP2-33376H	Blue Marker Antibody (6F4-F6) [HRP]
HAF007	Goat anti-Mouse IgG Secondary Antibody [HRP]
NB7539	Goat anti-Mouse IgG (H+L) Secondary Antibody [HRP]
NBP1-96981-0.5mg	Mouse IgG2a Kappa Isotype Control (M2AK)

---

### **Limitations**

This product is for research use only and is not approved for use in humans or in clinical diagnosis. Primary Antibodies are guaranteed for 1 year from date of receipt.

For more information on our 100% guarantee, please visit [www.novusbio.com/guarantee](http://www.novusbio.com/guarantee)

Earn gift cards/discounts by submitting a review: [www.novusbio.com/reviews/submit/H00022846-M05](http://www.novusbio.com/reviews/submit/H00022846-M05)

Earn gift cards/discounts by submitting a publication using this product:  
[www.novusbio.com/publications](http://www.novusbio.com/publications)

