

Product Datasheet

SP140 Antibody (3F9) - Azide and BSA Free H00011262-M07

Unit Size: 0.1 mg

Aliquot and store at -20C or -80C. Avoid freeze-thaw cycles.

www.novusbio.com



technical@novusbio.com

Publications: 1

Protocols, Publications, Related Products, Reviews, Research Tools and Images at:
www.novusbio.com/H00011262-M07

Updated 9/9/2025 v.20.1

Earn rewards for product
reviews and publications.

Submit a publication at www.novusbio.com/publications

Submit a review at www.novusbio.com/reviews/destination/H00011262-M07



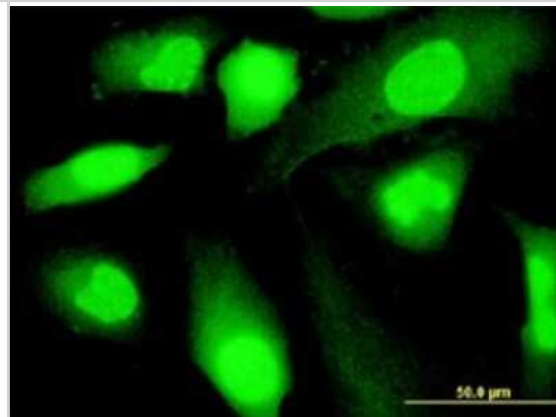
H00011262-M07

SP140 Antibody (3F9) - Azide and BSA Free

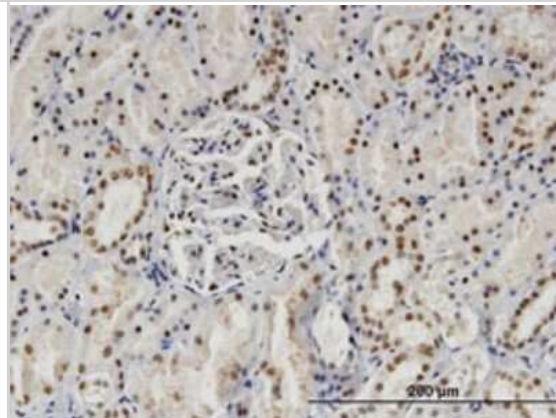
Product Information	
Unit Size	0.1 mg
Concentration	Concentrations vary lot to lot. See vial label for concentration. If unlisted please contact technical services.
Storage	Aliquot and store at -20C or -80C. Avoid freeze-thaw cycles.
Clonality	Monoclonal
Clone	3F9
Preservative	No Preservative
Isotype	IgG2a Kappa
Purity	IgG purified
Buffer	In 1x PBS, pH 7.4
Product Description	
Description	Novus Biologicals Mouse SP140 Antibody (3F9) - Azide and BSA Free (H00011262-M07) is a monoclonal antibody validated for use in IHC, ELISA and ICC/IF. Anti-SP140 Antibody: Cited in 1 publication. All Novus Biologicals antibodies are covered by our 100% guarantee.
Host	Mouse
Gene ID	11262
Gene Symbol	SP140
Species	Human
Specificity/Sensitivity	SP140 - SP140 nuclear body protein (3F9)
Immunogen	SP140 (NP_009168.3, 504 a.a. ~ 612 a.a) partial recombinant protein with GST tag. MW of the GST tag alone is 26 KDa. GHGWSRMRMRQKNSQQNDNSKADGQVVSSEKKANVNLKDLKIRGRKRG KPGTRFTQSDRAAQKRVRSRASRKHKDETVDFKAPLLPVTGGVKGILHKKKL QQGILV
Notes	This product is produced by and distributed for Abnova, a company based in Taiwan.
Product Application Details	
Applications	Immunohistochemistry-Paraffin, ELISA, Immunocytochemistry/ Immunofluorescence, Immunohistochemistry, Sandwich ELISA
Recommended Dilutions	ELISA, Immunohistochemistry, Immunocytochemistry/ Immunofluorescence, Immunohistochemistry-Paraffin, Sandwich ELISA
Application Notes	This product is useful for ELISA.

Images

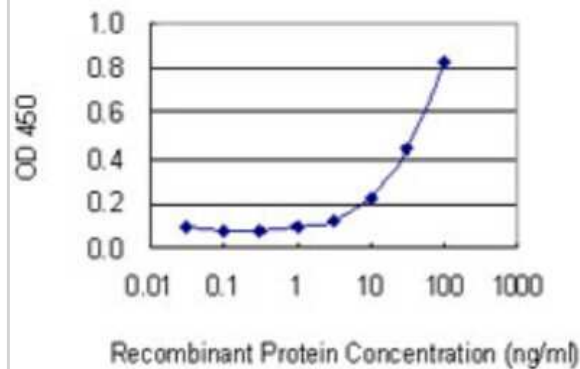
Immunocytochemistry/Immunofluorescence: SP140 Antibody (3F9) [H00011262-M07] - Analysis of monoclonal antibody to SP140 on HeLa cell. Antibody concentration 10 ug/ml



Immunohistochemistry-Paraffin: SP140 Antibody (3F9) [H00011262-M07] - Analysis of monoclonal antibody to SP140 on formalin-fixed paraffin-embedded human kidney. Antibody concentration 1.5 ug/ml



Sandwich ELISA: SP140 Antibody (3F9) [H00011262-M07] - Detection limit for recombinant GST tagged SP140 is 0.3 ng/ml as a capture antibody.



Publications

M Ghiboub, J Koster, PD Craggs, AYL Li Yim, A Shillings, S Hutchinson, RP Bingham, K Gatfield, IL Hageman, G Yao, HP O'Keefe, A Coffin, A Patel, LA Sloan, DJ Mitchell, TG Hayhow, L Lunven, RJ Watson, CE Blunt, LA Harrison, G Bruton, U Kumar, N Hamer, JR Spaul, DA Zwijnenbur, O Welting, TBM Hakvoort, AA Te Velde, J van Limber, P Henneman, RK Prinjha, MPJ de Winther, NR Harker, DF Tough, WJ de Jonge Modulation of macrophage inflammatory function through selective inhibition of the epigenetic reader protein SP140 *Bmc Biology*, 2022-08-19;20(1):182. 2022-08-19 [PMID: 35986286]



Novus Biologicals USA

10730 E. Briarwood Avenue
Centennial, CO 80112
USA
Phone: 303.730.1950
Toll Free: 1.888.506.6887
Fax: 303.730.1966
nb-customerservice@bio-techne.com

Bio-Techne Canada

21 Canmotor Ave
Toronto, ON M8Z 4E6
Canada
Phone: 905.827.6400
Toll Free: 855.668.8722
Fax: 905.827.6402
canada.inquires@bio-techne.com

Bio-Techne Ltd

19 Barton Lane
Abingdon Science Park
Abingdon, OX14 3NB, United Kingdom
Phone: (44) (0) 1235 529449
Free Phone: 0800 37 34 15
Fax: (44) (0) 1235 533420
info.EMEA@bio-techne.com

General Contact Information

www.novusbio.com
Technical Support: nb-technical@bio-techne.com
Orders: nb-customerservice@bio-techne.com
General: novus@novusbio.com

Products Related to H00011262-M07

HAF007	Goat anti-Mouse IgG Secondary Antibody [HRP]
NB7539	Goat anti-Mouse IgG (H+L) Secondary Antibody [HRP]
NBP1-96981-0.5mg	Mouse IgG2a Kappa Isotype Control (M2AK)
H00011262-Q01-10ug	Recombinant Human SP140 GST (N-Term) Protein

Limitations

This product is for research use only and is not approved for use in humans or in clinical diagnosis. Primary Antibodies are guaranteed for 1 year from date of receipt.

For more information on our 100% guarantee, please visit www.novusbio.com/guarantee

Earn gift cards/discounts by submitting a review: www.novusbio.com/reviews/submit/H00011262-M07

Earn gift cards/discounts by submitting a publication using this product:
www.novusbio.com/publications

