

# Product Datasheet

## AKAP13 Antibody (3D6) - Azide and BSA Free H00011214-M10

Unit Size: 0.1 mg

Aliquot and store at -20C or -80C. Avoid freeze-thaw cycles.

[www.novusbio.com](http://www.novusbio.com)



[technical@novusbio.com](mailto:technical@novusbio.com)

Protocols, Publications, Related Products, Reviews, Research Tools and Images at:  
[www.novusbio.com/H00011214-M10](http://www.novusbio.com/H00011214-M10)

Updated 9/9/2025 v.20.1

Earn rewards for product  
reviews and publications.

Submit a publication at [www.novusbio.com/publications](http://www.novusbio.com/publications)

Submit a review at [www.novusbio.com/reviews/destination/H00011214-M10](http://www.novusbio.com/reviews/destination/H00011214-M10)



**H00011214-M10**

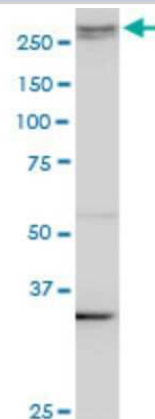
AKAP13 Antibody (3D6) - Azide and BSA Free

| <b>Product Information</b>         |   |
|------------------------------------|---|
| <b>Unit Size</b>                   | 0.1 mg  |
| <b>Concentration</b>               | Concentrations vary lot to lot. See vial label for concentration. If unlisted please contact technical services.  |
| <b>Storage</b>                     | Aliquot and store at -20C or -80C. Avoid freeze-thaw cycles.  |
| <b>Clonality</b>                   | Monoclonal  |
| <b>Clone</b>                       | 3D6   |
| <b>Preservative</b>                | No Preservative   |
| <b>Isotype</b>                     | IgG2b Kappa   |
| <b>Purity</b>                      | IgG purified  |
| <b>Buffer</b>                      | In 1x PBS, pH 7.4   |
| <b>Product Description</b>         |   |
| <b>Description</b>                 | Novus Biologicals Mouse AKAP13 Antibody (3D6) - Azide and BSA Free (H00011214-M10) is a monoclonal antibody validated for use in IHC, WB and ELISA. All Novus Biologicals antibodies are covered by our 100% guarantee.                       |
| <b>Host</b>                        | Mouse   |
| <b>Gene ID</b>                     | 11214   |
| <b>Gene Symbol</b>                 | AKAP13  |
| <b>Species</b>                     | Human   |
| <b>Specificity/Sensitivity</b>     | A kinase (PRKA) anchor protein 13   |
| <b>Immunogen</b>                   | AKAP13 (NP_006729, 1 a.a. ~ 110 a.a) partial recombinant protein with GST tag. MW of the GST tag alone is 26 KDa.<br>MKLNPPQQAPLYGDCVVTVLLAEEDKAEDDVVFYLVFLGSTLRHCTSTRKVSSD<br>TLETIAPGHDCCE TVKVQLCASKEGLPVFVVAEEDFHFVQDEAYDAAQFLATSA<br>GNQ |
| <b>Notes</b>                       | This product is produced by and distributed for Abnova, a company based in Taiwan.  |
| <b>Product Application Details</b> |   |
| <b>Applications</b>                | Western Blot, Immunohistochemistry-Paraffin, ELISA, Immunohistochemistry  |
| <b>Recommended Dilutions</b>       | Western Blot 1:500, ELISA, Immunohistochemistry, Immunohistochemistry-Paraffin  |
| <b>Application Notes</b>           | Antibody reactive against cell lysate and recombinant protein for Western Blot. Has also been used for immunohistochemistry (paraffin) and ELISA.   |

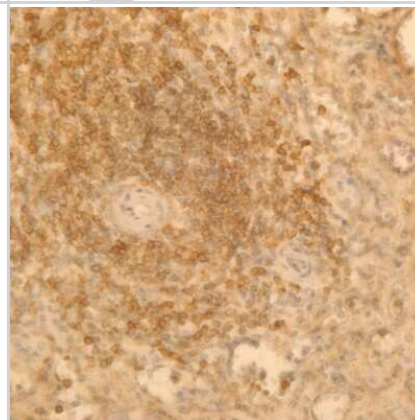


**Images**


Western Blot: AKAP13 Antibody (3D6) [H00011214-M10] - Analysis of AKAP13 expression in HeLa.




Immunohistochemistry-Paraffin: AKAP13 Antibody (3D6) [H00011214-M10] - Analysis of monoclonal antibody to AKAP13 on formalin-fixed paraffin-embedded human spleen. Antibody concentration 1.5 ug/ml



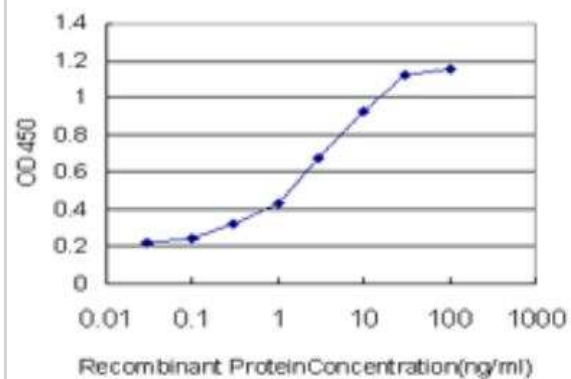
Western Blot: AKAP13 Antibody (3D6) [H00011214-M10] - Western Blot analysis of AKAP13 expression in PC-12(Cat # L012V1 ).



Western Blot: AKAP13 Antibody (3D6) [H00011214-M10] - Western Blot analysis of AKAP13 expression in K-562 ( Cat # L009V1 ).



ELISA: AKAP13 Antibody (3D6) [H00011214-M10] - Detection limit for recombinant GST tagged AKAP13 is approximately 0.03ng/ml as a capture antibody.





### **Novus Biologicals USA**

10730 E. Briarwood Avenue  
Centennial, CO 80112  
USA  
Phone: 303.730.1950  
Toll Free: 1.888.506.6887  
Fax: 303.730.1966  
nb-customerservice@bio-techne.com

### **Bio-Techne Canada**

21 Canmotor Ave  
Toronto, ON M8Z 4E6  
Canada  
Phone: 905.827.6400  
Toll Free: 855.668.8722  
Fax: 905.827.6402  
canada.inquires@bio-techne.com

### **Bio-Techne Ltd**

19 Barton Lane  
Abingdon Science Park  
Abingdon, OX14 3NB, United Kingdom  
Phone: (44) (0) 1235 529449  
Free Phone: 0800 37 34 15  
Fax: (44) (0) 1235 533420  
info.EMEA@bio-techne.com

### **General Contact Information**

www.novusbio.com  
Technical Support: nb-technical@bio-techne.com  
Orders: nb-customerservice@bio-techne.com  
General: novus@novusbio.com

### **Products Related to H00011214-M10**

---

|                  |  |
|------------------|--|
| NBP2-33376H      | Blue Marker Antibody (6F4-F6) [HRP]                  |
| HAF007           | Goat anti-Mouse IgG Secondary Antibody [HRP]         |
| NB7539           | Goat anti-Mouse IgG (H+L) Secondary Antibody [HRP]   |
| NBP1-43317-0.5mg | Mouse IgG2b Kappa Light Chain Isotype Control (MG2b) |

---

### **Limitations**

This product is for research use only and is not approved for use in humans or in clinical diagnosis. Primary Antibodies are guaranteed for 1 year from date of receipt.

For more information on our 100% guarantee, please visit [www.novusbio.com/guarantee](http://www.novusbio.com/guarantee)

Earn gift cards/discounts by submitting a review: [www.novusbio.com/reviews/submit/H00011214-M10](http://www.novusbio.com/reviews/submit/H00011214-M10)

Earn gift cards/discounts by submitting a publication using this product:  
[www.novusbio.com/publications](http://www.novusbio.com/publications)

