

Product Datasheet

IRAK3 Antibody (1F6) - Azide and BSA Free H00011213-M02

Unit Size: 0.1 mg

Aliquot and store at -20C or -80C. Avoid freeze-thaw cycles.

www.novusbio.com



technical@novusbio.com

Protocols, Publications, Related Products, Reviews, Research Tools and Images at:
www.novusbio.com/H00011213-M02

Updated 9/9/2025 v.20.1

Earn rewards for product
reviews and publications.

Submit a publication at www.novusbio.com/publications

Submit a review at www.novusbio.com/reviews/destination/H00011213-M02

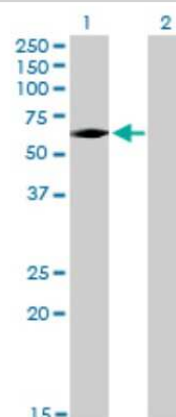


H00011213-M02**IRAK3 Antibody (1F6) - Azide and BSA Free**

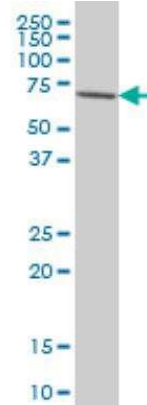
| Product Information | |
|------------------------------------|---|
| Unit Size | 0.1 mg |
| Concentration | Concentrations vary lot to lot. See vial label for concentration. If unlisted please contact technical services. |
| Storage | Aliquot and store at -20C or -80C. Avoid freeze-thaw cycles. |
| Clonality | Monoclonal |
| Clone | 1F6 |
| Preservative | No Preservative |
| Isotype | IgG1 Kappa |
| Purity | IgG purified |
| Buffer | In 1x PBS, pH 7.4 |
| Product Description | |
| Description | Novus Biologicals Mouse IRAK3 Antibody (1F6) - Azide and BSA Free (H00011213-M02) is a monoclonal antibody validated for use in WB and ELISA. All Novus Biologicals antibodies are covered by our 100% guarantee. |
| Host | Mouse |
| Gene ID | 11213 |
| Gene Symbol | IRAK3 |
| Species | Human |
| Reactivity Notes | Human. Other species not tested. |
| Specificity/Sensitivity | IRAK3 - interleukin-1 receptor-associated kinase 3 |
| Immunogen | IRAK3 (AAH57800, 497 a.a. ~ 596 a.a) partial recombinant protein with GST tag. MW of the GST tag alone is 26 KDa. RIDRMTQKTPFECSQSEVMFLSLDKKPESEKRNEEACNMPSSSCEESWFPKYIV PSQDLRPYKVNIDPSSEAPGHSCRSRPVESSCSSKFSWDEYEYKKE |
| Notes | This product is produced by and distributed for Abnova, a company based in Taiwan. |
| Product Application Details | |
| Applications | Western Blot, ELISA, Sandwich ELISA, Knockdown Validated |
| Recommended Dilutions | Western Blot 1:500, ELISA, Sandwich ELISA, Knockdown Validated |
| Application Notes | Antibody reactive against cell lysate and recombinant protein for western blot. It has also been used for RNAi validation and ELISA. |

Images

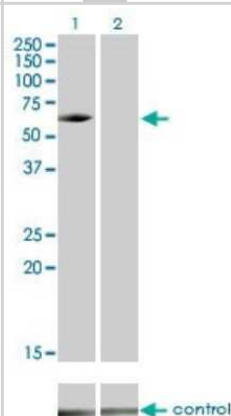
Western Blot: IRAK3 Antibody (1F6) [H00011213-M02] - Analysis of IRAK3 expression in transfected 293T cell line by IRAK3 monoclonal antibody (M02), clone 1F6. Lane 1: IRAK3 transfected lysate(67.8 KDa). Lane 2: Non-transfected lysate.



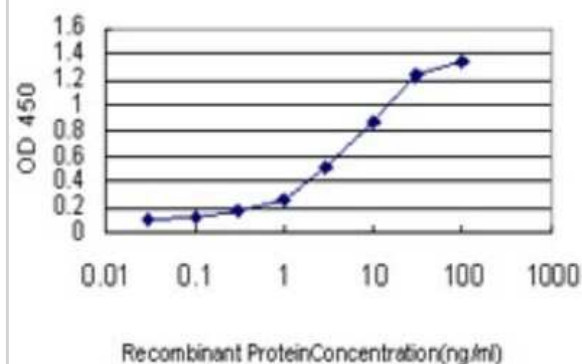
Western Blot: IRAK3 Antibody (1F6) [H00011213-M02] - IRAK3 monoclonal antibody (M02), clone 1F6 Western Blot analysis of IRAK3 expression in HeLa (Cat # L013V1).



Western Blot: IRAK3 Antibody (1F6) [H00011213-M02] - Analysis of IRAK3 over-expressed 293 cell line, cotransfected with IRAK3 Validated Chimera RNAi (Cat # H00011213-R01V) (Lane 2) or non-transfected control (Lane 1). Blot probed with IRAK3 monoclonal antibody (M02) clone 1F6 (Cat # H00011213-M02). GAPDH (36.1 kDa) used as specificity and loading control.



Sandwich ELISA: IRAK3 Antibody (1F6) [H00011213-M02] - Detection limit for recombinant GST tagged IRAK3 is approximately 0.3ng/ml as a capture antibody.





Novus Biologicals USA

10730 E. Briarwood Avenue
Centennial, CO 80112
USA
Phone: 303.730.1950
Toll Free: 1.888.506.6887
Fax: 303.730.1966
nb-customerservice@bio-techne.com

Bio-Techne Canada

21 Canmotor Ave
Toronto, ON M8Z 4E6
Canada
Phone: 905.827.6400
Toll Free: 855.668.8722
Fax: 905.827.6402
canada.inquires@bio-techne.com

Bio-Techne Ltd

19 Barton Lane
Abingdon Science Park
Abingdon, OX14 3NB, United Kingdom
Phone: (44) (0) 1235 529449
Free Phone: 0800 37 34 15
Fax: (44) (0) 1235 533420
info.EMEA@bio-techne.com

General Contact Information

www.novusbio.com
Technical Support: nb-technical@bio-techne.com
Orders: nb-customerservice@bio-techne.com
General: novus@novusbio.com

Products Related to H00011213-M02

| | |
|------------------|--|
| NBP2-33376H | Blue Marker Antibody (6F4-F6) [HRP] |
| HAF007 | Goat anti-Mouse IgG Secondary Antibody [HRP] |
| NB7539 | Goat anti-Mouse IgG (H+L) Secondary Antibody [HRP] |
| NBP1-43319-0.5mg | Mouse IgG1 Kappa Isotype Control (P3.6.2.8.1) |

Limitations

This product is for research use only and is not approved for use in humans or in clinical diagnosis. Primary Antibodies are guaranteed for 1 year from date of receipt.

For more information on our 100% guarantee, please visit www.novusbio.com/guarantee

Earn gift cards/discounts by submitting a review: www.novusbio.com/reviews/submit/H00011213-M02

Earn gift cards/discounts by submitting a publication using this product:
www.novusbio.com/publications

