

Product Datasheet

PLA2G16/HRASLS3 Antibody - Azide and BSA Free H00011145-B01P

Unit Size: 0.05 mg

Aliquot and store at -20C or -80C. Avoid freeze-thaw cycles.

www.novusbio.com



technical@novusbio.com

Protocols, Publications, Related Products, Reviews, Research Tools and Images at:
www.novusbio.com/H00011145-B01P

Updated 3/4/2026 v.20.1

Earn rewards for product
reviews and publications.

Submit a publication at www.novusbio.com/publications

Submit a review at www.novusbio.com/reviews/destination/H00011145-B01P




H00011145-B01P

PLA2G16/HRASLS3 Antibody - Azide and BSA Free

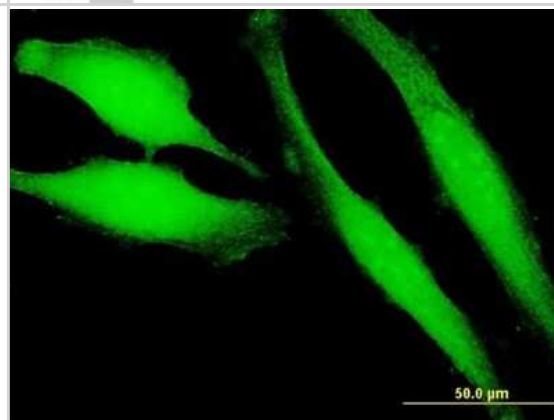
| Product Information | |
|------------------------------------|---|
| Unit Size | 0.05 mg |
| Concentration | Concentrations vary lot to lot. See vial label for concentration. If unlisted please contact technical services. |
| Storage | Aliquot and store at -20C or -80C. Avoid freeze-thaw cycles. |
| Clonality | Polyclonal |
| Preservative | No Preservative |
| Isotype | IgG |
| Purity | Protein A purified |
| Buffer | PBS (pH 7.4) |
| Product Description | |
| Host | Mouse |
| Gene ID | 11145 |
| Gene Symbol | PLA2G16 |
| Species | Human |
| Specificity/Sensitivity | HRASLS3 - HRAS-like suppressor 3, |
| Immunogen | HRASLS3 (AAH01387.1, 1 a.a. - 162 a.a.) full-length human protein. MRAPIPEPKPGDLIEIFRPFYRHWAIVYVGDGYVVHLAPPSEVAGAGAASVMSAL TDKAIVKKELLYDVAGSDKYQVNNKHDDKYSPLPCSKIIQRAEELVGQEVLYKL TSENCEHFVNELRYGVARSDQVRDVIIAASVAGMGLAAMSLIGVMFSRNKRQK Q |
| Notes | This product is produced by and distributed for Abnova, a company based in Taiwan. |
| Product Application Details | |
| Applications | Western Blot, Immunocytochemistry/ Immunofluorescence |
| Recommended Dilutions | Western Blot 1:500, Immunocytochemistry/ Immunofluorescence |
| Application Notes | Antibody reactive against Recombinant Protein with GST tag on ELISA and Western Blot and also on transfected lysate in western blot. GST tag alone is used as a negative control. |

Images


Western Blot: PLA2G16/HRASLS3 Antibody [H00011145-B01P] - Analysis of HRASLS3 expression in human placenta.



Immunocytochemistry/Immunofluorescence: PLA2G16/HRASLS3 Antibody [H00011145-B01P] - Analysis of purified antibody to HRASLS3 on HeLa cell. (antibody concentration 10 ug/ml)



Western Blot: PLA2G16/HRASLS3 Antibody [H00011145-B01P] - Analysis of PLA2G16 expression in transfected 293T cell line by PLA2G16 polyclonal antibody. Lane 1: HRASLS3 transfected lysate (17.82 KDa). Lane 2: Non-transfected lysate.





Novus Biologicals USA

10730 E. Briarwood Avenue
Centennial, CO 80112
USA
Phone: 303.730.1950
Toll Free: 1.888.506.6887
Fax: 303.730.1966
nb-customerservice@bio-techne.com

Bio-Techne Canada

21 Canmotor Ave
Toronto, ON M8Z 4E6
Canada
Phone: 905.827.6400
Toll Free: 855.668.8722
Fax: 905.827.6402
canada.inquires@bio-techne.com

Bio-Techne Ltd

19 Barton Lane
Abingdon Science Park
Abingdon, OX14 3NB, United Kingdom
Phone: (44) (0) 1235 529449
Free Phone: 0800 37 34 15
Fax: (44) (0) 1235 533420
info.EMEA@bio-techne.com

General Contact Information

www.novusbio.com
Technical Support: nb-technical@bio-techne.com
Orders: nb-customerservice@bio-techne.com
General: novus@novusbio.com

Products Related to H00011145-B01P

| | |
|----------------|--|
| HAF007 | Goat anti-Mouse IgG Secondary Antibody [HRP] |
| NB7539 | Goat anti-Mouse IgG (H+L) Secondary Antibody [HRP] |
| NBP1-97019-5mg | Mouse IgG Isotype Control |
| NBC1-22617 | Recombinant Human PLA2G16/HRASLS3 Protein |

Limitations

This product is for research use only and is not approved for use in humans or in clinical diagnosis. Primary Antibodies are guaranteed for 1 year from date of receipt.

For more information on our 100% guarantee, please visit www.novusbio.com/guarantee

Earn gift cards/discounts by submitting a review: www.novusbio.com/reviews/submit/H00011145-B01P

Earn gift cards/discounts by submitting a publication using this product:
www.novusbio.com/publications

