

Product Datasheet

ZNF274 Antibody (1D8) - Azide and BSA Free H00010782-M04

Unit Size: 0.1 mg

Aliquot and store at -20C or -80C. Avoid freeze-thaw cycles.

www.novusbio.com



technical@novusbio.com

Protocols, Publications, Related Products, Reviews, Research Tools and Images at:
www.novusbio.com/H00010782-M04

Updated 9/9/2025 v.20.1

Earn rewards for product
reviews and publications.

Submit a publication at www.novusbio.com/publications

Submit a review at www.novusbio.com/reviews/destination/H00010782-M04



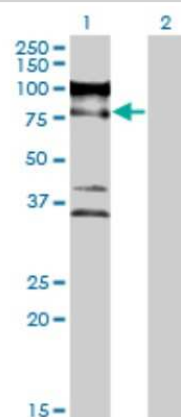
H00010782-M04**ZNF274 Antibody (1D8) - Azide and BSA Free**

| Product Information | |
|------------------------------------|--|
| Unit Size | 0.1 mg |
| Concentration | Concentrations vary lot to lot. See vial label for concentration. If unlisted please contact technical services. |
| Storage | Aliquot and store at -20C or -80C. Avoid freeze-thaw cycles. |
| Clonality | Monoclonal |
| Clone | 1D8 |
| Preservative | No Preservative |
| Isotype | IgG2a Kappa |
| Purity | IgG purified |
| Buffer | In 1x PBS, pH 7.4 |
| Product Description | |
| Description | Novus Biologicals Mouse ZNF274 Antibody (1D8) - Azide and BSA Free (H00010782-M04) is a monoclonal antibody validated for use in WB, ELISA and ICC/IF. All Novus Biologicals antibodies are covered by our 100% guarantee. |
| Host | Mouse |
| Gene ID | 10782 |
| Gene Symbol | ZNF274 |
| Species | Human |
| Reactivity Notes | Human. Other species not tested. |
| Specificity/Sensitivity | ZNF274 - zinc finger protein 274 |
| Immunogen | ZNF274 (NP_598009, 420 a.a. ~ 530 a.a) partial recombinant protein with GST tag. MW of the GST tag alone is 26 KDa. QKIDNPESQANSGALDTNQVLLHKIPPRKRLRKRDSQVKSMKHNSRVKIHQKS CERQKAKEGNGCRKTF SRSTKQITFIRIHKGSQVCRCECGKIFRNPRYFSVHK KIHT |
| Notes | This product is produced by and distributed for Abnova, a company based in Taiwan. |
| Product Application Details | |
| Applications | Western Blot, ELISA, Immunocytochemistry/ Immunofluorescence, Knockdown Validated |
| Recommended Dilutions | Western Blot, ELISA, Immunocytochemistry/ Immunofluorescence, Knockdown Validated |
| Application Notes | Antibody reactive against recombinant protein on ELISA. It has also been used for RNAi Validation and Western Blot. |

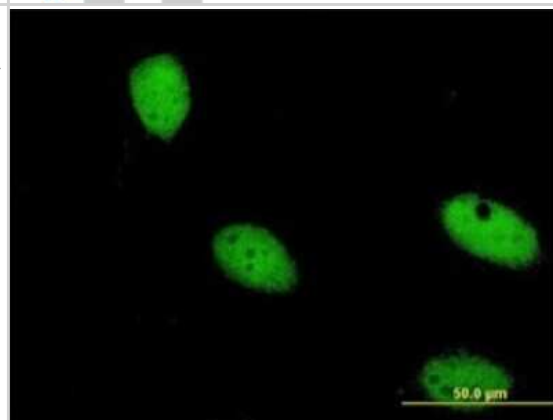


Images

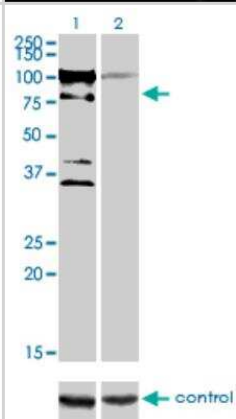
Western Blot: ZNF274 Antibody (1D8) [H00010782-M04] - Analysis of ZNF274 expression in transfected 293T cell line by ZNF274 monoclonal antibody (M04), clone 1D8. Lane 1: ZNF274 transfected lysate (74.2 KDa). Lane 2: Non-transfected lysate.



Immunocytochemistry/Immunofluorescence: ZNF274 Antibody (1D8) [H00010782-M04] - Analysis of monoclonal antibody to ZNF274 on HeLa cell. Antibody concentration 10 ug/ml



Western Blot: ZNF274 Antibody (1D8) [H00010782-M04] - Western blot analysis of ZNF274 over-expressed 293 cell line, cotransfected with ZNF274 Validated Chimera RNAi or non-transfected control. Blot probed with H00010782-M04. GAPDH (36.1 kDa) used as loading control.





Novus Biologicals USA

10730 E. Briarwood Avenue
Centennial, CO 80112
USA
Phone: 303.730.1950
Toll Free: 1.888.506.6887
Fax: 303.730.1966
nb-customerservice@bio-techne.com

Bio-Techne Canada

21 Canmotor Ave
Toronto, ON M8Z 4E6
Canada
Phone: 905.827.6400
Toll Free: 855.668.8722
Fax: 905.827.6402
canada.inquires@bio-techne.com

Bio-Techne Ltd

19 Barton Lane
Abingdon Science Park
Abingdon, OX14 3NB, United Kingdom
Phone: (44) (0) 1235 529449
Free Phone: 0800 37 34 15
Fax: (44) (0) 1235 533420
info.EMEA@bio-techne.com

General Contact Information

www.novusbio.com
Technical Support: nb-technical@bio-techne.com
Orders: nb-customerservice@bio-techne.com
General: novus@novusbio.com

Products Related to H00010782-M04

| | |
|------------------|--|
| NBP2-33376H | Blue Marker Antibody (6F4-F6) [HRP] |
| HAF007 | Goat anti-Mouse IgG Secondary Antibody [HRP] |
| NB7539 | Goat anti-Mouse IgG (H+L) Secondary Antibody [HRP] |
| NBP1-96981-0.5mg | Mouse IgG2a Kappa Isotype Control (M2AK) |

Limitations

This product is for research use only and is not approved for use in humans or in clinical diagnosis. Primary Antibodies are guaranteed for 1 year from date of receipt.

For more information on our 100% guarantee, please visit www.novusbio.com/guarantee

Earn gift cards/discounts by submitting a review: www.novusbio.com/reviews/submit/H00010782-M04

Earn gift cards/discounts by submitting a publication using this product:
www.novusbio.com/publications

