

Product Datasheet

ZNF274 Antibody (4C12) - Azide and BSA Free H00010782-M01-50ug

Unit Size: 50 ug

Aliquot and store at -20C or -80C. Avoid freeze-thaw cycles.

www.novusbio.com



technical@novusbio.com

Publications: 2

Protocols, Publications, Related Products, Reviews, Research Tools and Images at:
www.novusbio.com/H00010782-M01

Updated 9/9/2025 v.20.1

Earn rewards for product
reviews and publications.

Submit a publication at www.novusbio.com/publications

Submit a review at www.novusbio.com/reviews/destination/H00010782-M01



H00010782-M01-50ug

ZNF274 Antibody (4C12) - Azide and BSA Free


Product Information	
Unit Size	50 ug
Concentration	Concentrations vary lot to lot. See vial label for concentration. If unlisted please contact technical services.
Storage	Aliquot and store at -20C or -80C. Avoid freeze-thaw cycles.
Clonality	Monoclonal
Clone	4C12
Preservative	No Preservative
Isotype	IgG2b Kappa
Purity	IgG purified
Buffer	In 1x PBS, pH 7.4

Product Description	
Description	Novus Biologicals Mouse ZNF274 Antibody (4C12) - Azide and BSA Free (H00010782-M01) is a monoclonal antibody validated for use in WB, ELISA, ICC/IF and CHIP. Anti-ZNF274 Antibody: Cited in 2 publications. All Novus Biologicals antibodies are covered by our 100% guarantee.
Host	Mouse
Gene ID	10782
Gene Symbol	ZNF274
Species	Human
Specificity/Sensitivity	ZNF274 - zinc finger protein 274
Immunogen	ZNF274 (NP_598009, 420 a.a. ~ 530 a.a) partial recombinant protein with GST tag. MW of the GST tag alone is 26 KDa. QKIDNPESQANSGALDTNQVLLHKIPPRKRLRKRDSQVKSMKHNSRVKIHQKS CERQKAKEGNGCRKTF SRSTKQITFIRIHKGSQVCRCSCEGKIFRNPRYFSVHK KIHT
Notes	This product is produced by and distributed for Abnova, a company based in Taiwan.

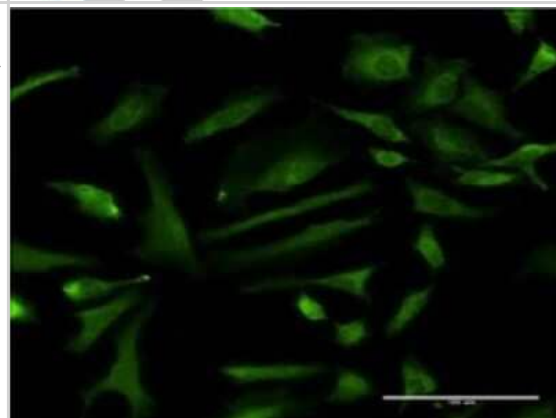
Product Application Details	
Applications	Western Blot, ELISA, Immunocytochemistry/ Immunofluorescence, Chromatin Immunoprecipitation (ChIP)
Recommended Dilutions	Western Blot 1:500, ELISA 1:100-1:2000, Immunocytochemistry/ Immunofluorescence 10 ug/ml, Chromatin Immunoprecipitation (ChIP)
Application Notes	Antibody reactive against transfected lysate and recombinant protein for western blot. It has also been used for ELISA. Use in chromatin immunoprecipitation reported in scientific literature (PMID 24760766)

Images

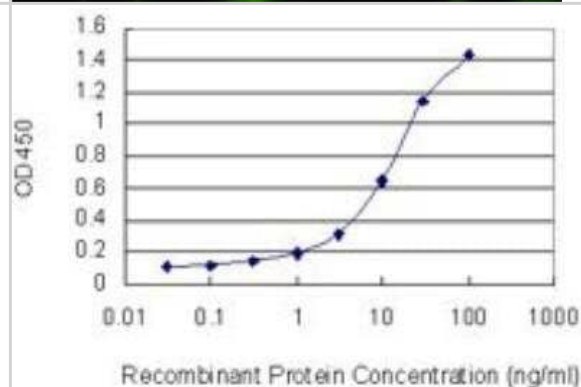
Western Blot: ZNF274 Antibody (4C12) [H00010782-M01] - Analysis of ZNF274 expression in transfected 293T cell line by ZNF274 monoclonal antibody (M01), clone 4C12. Lane 1: ZNF274 transfected lysate(74.2 KDa). Lane 2: Non-transfected lysate.



Immunocytochemistry/Immunofluorescence: ZNF274 Antibody (4C12) [H00010782-M01] - Analysis of monoclonal antibody to ZNF274 on HeLa cell . Antibody concentration 10 ug/ml.



ELISA: ZNF274 Antibody (4C12) [H00010782-M01] - Detection limit for recombinant GST tagged ZNF274 is 0.1 ng/ml as a capture antibody.



Publications

Langouet M, Glatt-Deeley HR, Chung MS et al. Zinc finger protein 274 regulates imprinted expression of transcripts in Prader-Willi syndrome neurons. *Hum Mol Genet* 2017-12-07 [PMID: 29228278]

Cruvinel E, Budinetz T, Germain N et al. Reactivation of Maternal SNORD116 Cluster via SETDB1 knockdown in Prader-Willi Syndrome iPSCs. *Hum. Mol. Genet.* 2014-04-23 [PMID: 24760766] (Chemotaxis, Human)



Novus Biologicals USA

10730 E. Briarwood Avenue
Centennial, CO 80112
USA
Phone: 303.730.1950
Toll Free: 1.888.506.6887
Fax: 303.730.1966
nb-customerservice@bio-techne.com

Bio-Techne Canada

21 Canmotor Ave
Toronto, ON M8Z 4E6
Canada
Phone: 905.827.6400
Toll Free: 855.668.8722
Fax: 905.827.6402
canada.inquires@bio-techne.com

Bio-Techne Ltd

19 Barton Lane
Abingdon Science Park
Abingdon, OX14 3NB, United Kingdom
Phone: (44) (0) 1235 529449
Free Phone: 0800 37 34 15
Fax: (44) (0) 1235 533420
info.EMEA@bio-techne.com

General Contact Information

www.novusbio.com
Technical Support: nb-technical@bio-techne.com
Orders: nb-customerservice@bio-techne.com
General: novus@novusbio.com

Products Related to H00010782-M01-50ug

NBP2-33376H	Blue Marker Antibody (6F4-F6) [HRP]
HAF007	Goat anti-Mouse IgG Secondary Antibody [HRP]
NB7539	Goat anti-Mouse IgG (H+L) Secondary Antibody [HRP]
NBP1-43317-0.5mg	Mouse IgG2b Kappa Light Chain Isotype Control (MG2b)

Limitations

This product is for research use only and is not approved for use in humans or in clinical diagnosis. Primary Antibodies are guaranteed for 1 year from date of receipt.

For more information on our 100% guarantee, please visit www.novusbio.com/guarantee

Earn gift cards/discounts by submitting a review: www.novusbio.com/reviews/submit/H00010782-M01

Earn gift cards/discounts by submitting a publication using this product:
www.novusbio.com/publications

