

Product Datasheet

AHCYL1 Antibody (5D6) - Azide and BSA Free H00010768-M05

Unit Size: 0.1 mg

Aliquot and store at -20C or -80C. Avoid freeze-thaw cycles.

www.novusbio.com



technical@novusbio.com

Publications: 2

Protocols, Publications, Related Products, Reviews, Research Tools and Images at:
www.novusbio.com/H00010768-M05

Updated 9/9/2025 v.20.1

Earn rewards for product
reviews and publications.

Submit a publication at www.novusbio.com/publications

Submit a review at www.novusbio.com/reviews/destination/H00010768-M05




H00010768-M05**AHCYL1 Antibody (5D6) - Azide and BSA Free**

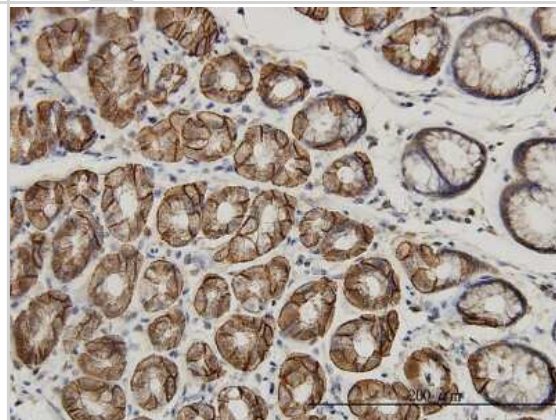
| Product Information | |
|------------------------------------|--|
| Unit Size | 0.1 mg |
| Concentration | Concentrations vary lot to lot. See vial label for concentration. If unlisted please contact technical services. |
| Storage | Aliquot and store at -20C or -80C. Avoid freeze-thaw cycles. |
| Clonality | Monoclonal |
| Clone | 5D6 |
| Preservative | No Preservative |
| Isotype | IgG2b Kappa |
| Purity | IgG purified |
| Buffer | In 1x PBS, pH 7.4 |
| Product Description | |
| Description | Novus Biologicals Mouse AHCYL1 Antibody (5D6) - Azide and BSA Free (H00010768-M05) is a monoclonal antibody validated for use in IHC, WB and ELISA. Anti-AHCYL1 Antibody: Cited in 2 publications. All Novus Biologicals antibodies are covered by our 100% guarantee. |
| Host | Mouse |
| Gene ID | 10768 |
| Gene Symbol | AHCYL1 |
| Species | Human, Rat |
| Specificity/Sensitivity | AHCYL1 - S-adenosylhomocysteine hydrolase-like 1 |
| Immunogen | AHCYL1 (NP_006612, 1 a.a. ~ 101 a.a) partial recombinant protein with GST tag. MW of the GST tag alone is 26 KDa. MSMPDAMPLPGVGEELKQAKEIEDAEKYSFMATVTKAPKKQIQFADDMQEFTK FPTKTGRRSLRSISQSSTDSYSSAASYTDSSDDEVSPREKQQTNSKG |
| Notes | This product is produced by and distributed for Abnova, a company based in Taiwan. |
| Product Application Details | |
| Applications | Western Blot, Immunohistochemistry-Paraffin, ELISA, Immunohistochemistry |
| Recommended Dilutions | Western Blot 1:500, ELISA, Immunohistochemistry, Immunohistochemistry-Paraffin |
| Application Notes | Antibody reactive against cell lysate, transfected lysate and recombinant protein for Western Blot. Has also been used for immunohistochemistry (paraffin) and ELISA. |

Images

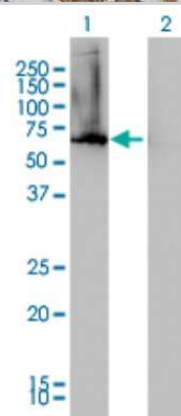
Western Blot: AHCYL1 Antibody (5D6) [H00010768-M05] - Analysis of AHCYL1 expression in HeLa (Cat # L013V1).



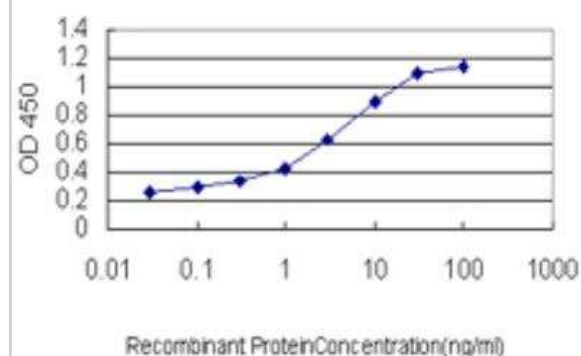
Immunohistochemistry-Paraffin: AHCYL1 Antibody (5D6) [H00010768-M05] - Analysis of monoclonal antibody to AHCYL1 on formalin-fixed paraffin-embedded human stomach. Antibody concentration 3 ug/ml



Western Blot: AHCYL1 Antibody (5D6) [H00010768-M05] - Analysis of AHCYL1 expression in transfected 293T cell line by AHCYL1 monoclonal antibody (M05), clone 5D6. Lane 1: AHCYL1 transfected lysate (69 KDa). Lane 2: Non-transfected lysate.



ELISA: AHCYL1 Antibody (5D6) [H00010768-M05] - Detection limit for recombinant GST tagged AHCYL1 is approximately 0.1ng/ml as a capture antibody.



Publications

He P, Zhao L, Zhu L et al. Restoration of Na⁺/H⁺ exchanger NHE3-containing macrocomplexes ameliorates diabetes-associated fluid loss. *J Clin Invest* 2015-09-01 [PMID: 26258413]

Scicchitano MS, Dalmas DA, Boyce RW et al. Protein extraction of formalin-fixed, paraffin-embedded tissue enables robust proteomic profiles by mass spectrometry. *J Histochem Cytochem* 2009-09-01 [PMID: 19471015]





Novus Biologicals USA

10730 E. Briarwood Avenue
Centennial, CO 80112
USA
Phone: 303.730.1950
Toll Free: 1.888.506.6887
Fax: 303.730.1966
nb-customerservice@bio-techne.com

Bio-Techne Canada

21 Canmotor Ave
Toronto, ON M8Z 4E6
Canada
Phone: 905.827.6400
Toll Free: 855.668.8722
Fax: 905.827.6402
canada.inquires@bio-techne.com

Bio-Techne Ltd

19 Barton Lane
Abingdon Science Park
Abingdon, OX14 3NB, United Kingdom
Phone: (44) (0) 1235 529449
Free Phone: 0800 37 34 15
Fax: (44) (0) 1235 533420
info.EMEA@bio-techne.com

General Contact Information

www.novusbio.com
Technical Support: nb-technical@bio-techne.com
Orders: nb-customerservice@bio-techne.com
General: novus@novusbio.com

Products Related to H00010768-M05

| | |
|------------------|--|
| NBP2-33376H | Blue Marker Antibody (6F4-F6) [HRP] |
| HAF007 | Goat anti-Mouse IgG Secondary Antibody [HRP] |
| NB7539 | Goat anti-Mouse IgG (H+L) Secondary Antibody [HRP] |
| NBP1-43317-0.5mg | Mouse IgG2b Kappa Light Chain Isotype Control (MG2b) |

Limitations

This product is for research use only and is not approved for use in humans or in clinical diagnosis. Primary Antibodies are guaranteed for 1 year from date of receipt.

For more information on our 100% guarantee, please visit www.novusbio.com/guarantee

Earn gift cards/discounts by submitting a review: www.novusbio.com/reviews/submit/H00010768-M05

Earn gift cards/discounts by submitting a publication using this product:
www.novusbio.com/publications

