

Product Datasheet

Calpain 9 Antibody (3A6) - Azide and BSA Free H00010753-M02

Unit Size: 0.1 mg

Aliquot and store at -20C or -80C. Avoid freeze-thaw cycles.

www.novusbio.com



technical@novusbio.com

Publications: 5

Protocols, Publications, Related Products, Reviews, Research Tools and Images at:
www.novusbio.com/H00010753-M02

Updated 9/9/2025 v.20.1

Earn rewards for product
reviews and publications.

Submit a publication at www.novusbio.com/publications

Submit a review at www.novusbio.com/reviews/destination/H00010753-M02



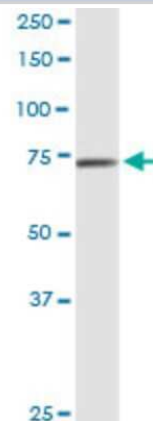
H00010753-M02

Calpain 9 Antibody (3A6) - Azide and BSA Free

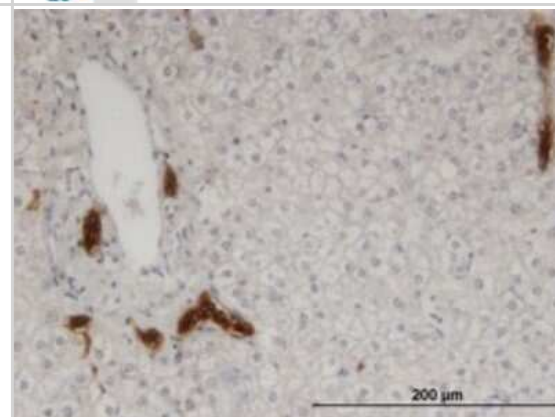
Product Information	
Unit Size	0.1 mg
Concentration	Concentrations vary lot to lot. See vial label for concentration. If unlisted please contact technical services.
Storage	Aliquot and store at -20C or -80C. Avoid freeze-thaw cycles.
Clonality	Monoclonal
Clone	3A6
Preservative	No Preservative
Isotype	IgG2a Kappa
Purity	IgG purified
Buffer	In 1x PBS, pH 7.4
Product Description	
Description	Novus Biologicals Mouse Calpain 9 Antibody (3A6) - Azide and BSA Free (H00010753-M02) is a monoclonal antibody validated for use in IHC, WB, ELISA and ICC/IF. Anti-Calpain 9 Antibody: Cited in 5 publications. All Novus Biologicals antibodies are covered by our 100% guarantee.
Host	Mouse
Gene ID	10753
Gene Symbol	CAPN9
Species	Human, Mouse
Specificity/Sensitivity	CAPN9 - calpain 9
Immunogen	CAPN9 (NP_006606, 591 a.a. ~ 690 a.a) partial recombinant protein with GST tag. MW of the GST tag alone is 26 KDa. DKLKQWINLFLRFDADKSGTMSTYELRTALKAAGFQLSSHLLQLIVLRYADEEL QLDFDDFLNCLVRLLENASRVFQALSTKNKEFIHLNINEFIHLMNI
Notes	This product is produced by and distributed for Abnova, a company based in Taiwan.
Product Application Details	
Applications	Western Blot, Immunohistochemistry-Paraffin, ELISA, Immunocytochemistry/Immunofluorescence, Immunohistochemistry
Recommended Dilutions	Western Blot 1:500, ELISA, Immunohistochemistry, Immunocytochemistry/Immunofluorescence, Immunohistochemistry-Paraffin 1 ug/ml
Application Notes	Antibody reactive against recombinant protein with GST tag on ELISA and Western Blot. GST tag alone is used as a negative control.

Images

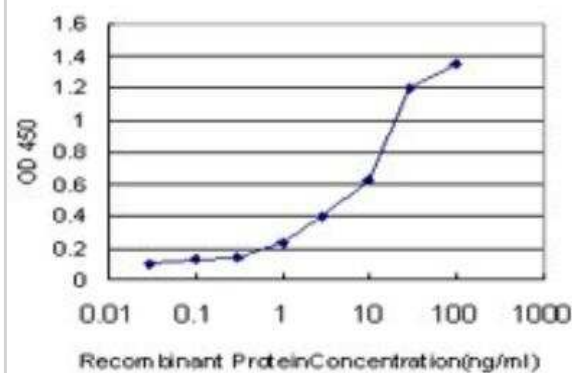
Western Blot: Calpain 9 Antibody (3A6) [H00010753-M02] - CAPN9 monoclonal antibody (M02), clone 3A6. Analysis of CAPN9 expression in human colon.



Immunohistochemistry-Paraffin: Calpain 9 Antibody (3A6) [H00010753-M02] - Analysis of monoclonal antibody to CAPN9 on formalin-fixed paraffin-embedded human liver. Antibody concentration 1 ug/ml.



ELISA: Calpain 9 Antibody (3A6) [H00010753-M02] - Detection limit for recombinant GST tagged CAPN9 is approximately 0.1ng/ml as a capture antibody.



Publications

Kim D, Beckett J, Nagpal V et al. Calpain 9 as a therapeutic target in TGF β -induced mesenchymal transition and fibrosis. *Sci Transl Med.* 2019-07-17 [PMID: 31316008]

Hata S, Abe M, Suzuki H et al. Calpain 8/nCL-2 and Calpain 9/nCL-4 Constitute an Active Protease Complex, G-Calpain, Involved in Gastric Mucosal Defense. *PLoS Genet.* 2010-07-29 [PMID: 20686710]

Storr SJ, Pu X, Davis J et al. Expression of the calpain system is associated with poor clinical outcome in gastro-oesophageal adenocarcinomas. *J Gastroenterol.* 2013-01-19 [PMID: 23329366]

Davis J, Martin SG, Patel PM et al. Low calpain-9 is associated with adverse disease-specific survival following endocrine therapy in breast cancer. *BMC Cancer.* 2014-12-23 [PMID: 25539577]

Chen CJ, Nguyen T, Shively JE. Role of calpain-9 and PKC-delta in the apoptotic mechanism of lumen formation in CEACAM1 transfected breast epithelial cells. *Exp Cell Res.* 2009-11-01 [PMID: 19909740]



Novus Biologicals USA

10730 E. Briarwood Avenue
Centennial, CO 80112
USA
Phone: 303.730.1950
Toll Free: 1.888.506.6887
Fax: 303.730.1966
nb-customerservice@bio-techne.com

Bio-Techne Canada

21 Canmotor Ave
Toronto, ON M8Z 4E6
Canada
Phone: 905.827.6400
Toll Free: 855.668.8722
Fax: 905.827.6402
canada.inquires@bio-techne.com

Bio-Techne Ltd

19 Barton Lane
Abingdon Science Park
Abingdon, OX14 3NB, United Kingdom
Phone: (44) (0) 1235 529449
Free Phone: 0800 37 34 15
Fax: (44) (0) 1235 533420
info.EMEA@bio-techne.com

General Contact Information

www.novusbio.com
Technical Support: nb-technical@bio-techne.com
Orders: nb-customerservice@bio-techne.com
General: novus@novusbio.com

Products Related to H00010753-M02

NBP2-33376H	Blue Marker Antibody (6F4-F6) [HRP]
HAF007	Goat anti-Mouse IgG Secondary Antibody [HRP]
NB7539	Goat anti-Mouse IgG (H+L) Secondary Antibody [HRP]
NBP1-96981-0.5mg	Mouse IgG2a Kappa Isotype Control (M2AK)

Limitations

This product is for research use only and is not approved for use in humans or in clinical diagnosis. Primary Antibodies are guaranteed for 1 year from date of receipt.

For more information on our 100% guarantee, please visit www.novusbio.com/guarantee

Earn gift cards/discounts by submitting a review: www.novusbio.com/reviews/submit/H00010753-M02

Earn gift cards/discounts by submitting a publication using this product:
www.novusbio.com/publications

