

# Product Datasheet

## IMP2/IGF2BP2 Antibody - Azide and BSA Free H00010644-B01P

Unit Size: 0.05 mg

Aliquot and store at -20C or -80C. Avoid freeze-thaw cycles.

[www.novusbio.com](http://www.novusbio.com)



[technical@novusbio.com](mailto:technical@novusbio.com)

Protocols, Publications, Related Products, Reviews, Research Tools and Images at:  
[www.novusbio.com/H00010644-B01P](http://www.novusbio.com/H00010644-B01P)

Updated 9/9/2025 v.20.1

Earn rewards for product  
reviews and publications.

Submit a publication at [www.novusbio.com/publications](http://www.novusbio.com/publications)

Submit a review at [www.novusbio.com/reviews/destination/H00010644-B01P](http://www.novusbio.com/reviews/destination/H00010644-B01P)



**H00010644-B01P**

IMP2/IGF2BP2 Antibody - Azide and BSA Free

Product Information	
Unit Size	0.05 mg
Concentration	Concentrations vary lot to lot. See vial label for concentration. If unlisted please contact technical services.
Storage	Aliquot and store at -20C or -80C. Avoid freeze-thaw cycles.
Clonality	Polyclonal
Preservative	No Preservative
Isotype	IgG
Purity	Protein A purified
Buffer	PBS (pH 7.4)


Product Description	
Description	Novus Biologicals Mouse IMP2/IGF2BP2 Antibody - Azide and BSA Free (H00010644-B01P) is a polyclonal antibody validated for use in WB and ICC/IF. All Novus Biologicals antibodies are covered by our 100% guarantee.
Host	Mouse
Gene ID	10644
Gene Symbol	IGF2BP2
Species	Human
Specificity/Sensitivity	IMP-2 - IGF-II mRNA-binding protein 2,
Immunogen	IMP-2 (AAH21290.1, 1 a.a. - 598 a.a.) full-length human protein. MNKLYIGNLSPAVTADDLRQLFGDRKLPLAGQVLLKSGYAFVDYDPQNWAI RAIETLSGKVELHGKIMEVDYSVSKLRSRKIQIRNIPPHLQWEVLDGLLAQYGTVE NVEQVNTDTETAVVNVTYATREEAKIAMEKLSGHQFENYSFKISYIPDEEVSSP SPPQRAQRGDHSSREQGHAPGGTSQARQIDFPLRILVPTQFVGAIIIGKEGLTIK NITKQTQSRVDIHRKENSAAEKPVTIHATPEGTSEACRMILEIMQKEADETKLA EEIPLKILAHNGLVGRRLIGKEGRNLKIEHETGKITISSLQDLSIYNPERTITVKG TVEACASAEIEMKKLREAFENDMLAVNQQANLIPGLNLSALGIFSTGLSVLSPPA GPRGAPPAAPYHPFTTHSGYFSSLYPHHQFGPFPHHHSYPEQEIVNLFIPTQA VGAIIIGKKAHIKQLARFAGASIKIAPAEGPDVSERMVITGPPEAQFKAQGRIFG KLKEENFFNPKEEVKLEAHIRVPSSTAGRVIGKGGKTVNELQNLTSAEVIVPRD QTPDENEEVIRIIGHFFASQTAQRKIREIVQQVKQQEQKYPQGVASQRSK
Notes	This product is produced by and distributed for Abnova, a company based in Taiwan.

Product Application Details	
Applications	Western Blot, Immunocytochemistry/ Immunofluorescence
Recommended Dilutions	Western Blot 1:500, Immunocytochemistry/ Immunofluorescence
Application Notes	Antibody reactive against Recombinant Protein with GST tag on ELISA and Western Blot and also on transfected lysate in western blot. GST tag alone is used as a negative control. It is also useful for immunofluorescence.

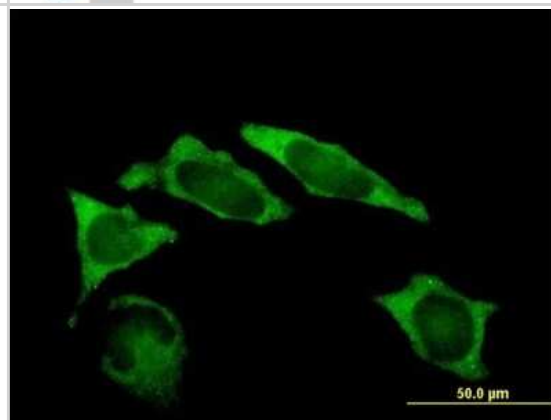


**Images**

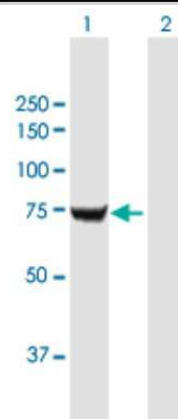
Western Blot: IMP2/IGF2BP2 Antibody [H00010644-B01P] - Analysis of IMP-2 expression in human placenta.



Immunocytochemistry/Immunofluorescence: IMP2/IGF2BP2 Antibody [H00010644-B01P] - Analysis of purified antibody to IMP-2 on HeLa cell. (antibody concentration 10 ug/ml)



Western Blot: IMP2/IGF2BP2 Antibody [H00010644-B01P] - Analysis of IGF2BP2 expression in transfected 293T cell line by IGF2BP2 polyclonal antibody. Lane 1: IMP-2 transfected lysate(65.78 KDa). Lane 2: Non-transfected lysate.





### Novus Biologicals USA

10730 E. Briarwood Avenue  
Centennial, CO 80112  
USA  
Phone: 303.730.1950  
Toll Free: 1.888.506.6887  
Fax: 303.730.1966  
nb-customerservice@bio-techne.com

### Bio-Techne Canada

21 Canmotor Ave  
Toronto, ON M8Z 4E6  
Canada  
Phone: 905.827.6400  
Toll Free: 855.668.8722  
Fax: 905.827.6402  
canada.inquires@bio-techne.com

### Bio-Techne Ltd

19 Barton Lane  
Abingdon Science Park  
Abingdon, OX14 3NB, United Kingdom  
Phone: (44) (0) 1235 529449  
Free Phone: 0800 37 34 15  
Fax: (44) (0) 1235 533420  
info.EMEA@bio-techne.com

### General Contact Information

www.novusbio.com  
Technical Support: nb-technical@bio-techne.com  
Orders: nb-customerservice@bio-techne.com  
General: novus@novusbio.com

### Products Related to H00010644-B01P

---

NBP2-33376H	Blue Marker Antibody (6F4-F6) [HRP]
HAF007	Goat anti-Mouse IgG Secondary Antibody [HRP]
NB7539	Goat anti-Mouse IgG (H+L) Secondary Antibody [HRP]
NBP1-97019-5mg	Mouse IgG Isotype Control

---

### Limitations

This product is for research use only and is not approved for use in humans or in clinical diagnosis. Primary Antibodies are guaranteed for 1 year from date of receipt.

For more information on our 100% guarantee, please visit [www.novusbio.com/guarantee](http://www.novusbio.com/guarantee)

Earn gift cards/discounts by submitting a review: [www.novusbio.com/reviews/submit/H00010644-B01P](http://www.novusbio.com/reviews/submit/H00010644-B01P)

Earn gift cards/discounts by submitting a publication using this product:  
[www.novusbio.com/publications](http://www.novusbio.com/publications)

