

Product Datasheet

CREB3 Antibody (3H5) - Azide and BSA Free H00010488-M01

Unit Size: 0.1 mg

Aliquot and store at -20C or -80C. Avoid freeze-thaw cycles.

www.novusbio.com



technical@novusbio.com

Protocols, Publications, Related Products, Reviews, Research Tools and Images at:
www.novusbio.com/H00010488-M01

Updated 9/9/2025 v.20.1

Earn rewards for product
reviews and publications.

Submit a publication at www.novusbio.com/publications

Submit a review at www.novusbio.com/reviews/destination/H00010488-M01



H00010488-M01

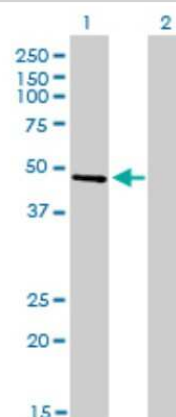
CREB3 Antibody (3H5) - Azide and BSA Free

Product Information	
Unit Size	0.1 mg
Concentration	Concentrations vary lot to lot. See vial label for concentration. If unlisted please contact technical services.
Storage	Aliquot and store at -20C or -80C. Avoid freeze-thaw cycles.
Clonality	Monoclonal
Clone	3H5
Preservative	No Preservative
Isotype	IgG2a Kappa
Purity	IgG purified
Buffer	In 1x PBS, pH 7.4
Product Description	
Description	Novus Biologicals Mouse CREB3 Antibody (3H5) - Azide and BSA Free (H00010488-M01) is a monoclonal antibody validated for use in IHC, WB and ELISA. All Novus Biologicals antibodies are covered by our 100% guarantee.
Host	Mouse
Gene ID	10488
Gene Symbol	CREB3
Species	Human
Reactivity Notes	Human. Other species not tested.
Specificity/Sensitivity	CREB3 - cAMP responsive element binding protein 3
Immunogen	CREB3 (NP_006359, 273 a.a. ~ 371 a.a) partial recombinant protein with GST tag. MW of the GST tag alone is 26 KDa. DPYQLELPALQSEVPKDSTHQWLDGSDCVLQAPGNTSCLLHYMPQAPSAEPP LEWPFDFLSEPLCRGPILPLQANLTRKGGWLPTGSPSVILQDRYSG
Notes	This product is produced by and distributed for Abnova, a company based in Taiwan.
Product Application Details	
Applications	Western Blot, Immunohistochemistry-Paraffin, ELISA, Immunohistochemistry, Sandwich ELISA, Knockdown Validated
Recommended Dilutions	Western Blot 1:500, ELISA, Immunohistochemistry, Immunohistochemistry-Paraffin, Sandwich ELISA, Knockdown Validated
Application Notes	Antibody reactive against recombinant protein for Western Blot. Has also been used for immunohistochemistry (paraffin), RNAi validation, and ELISA.

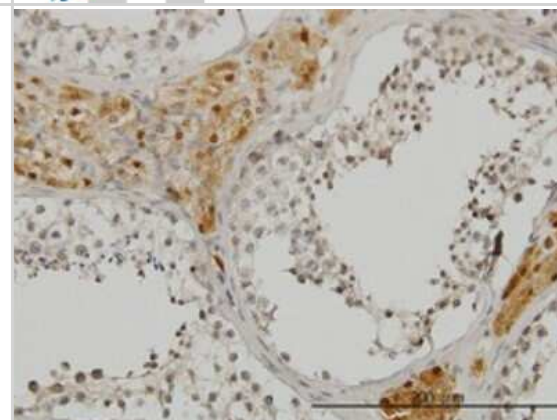


Images

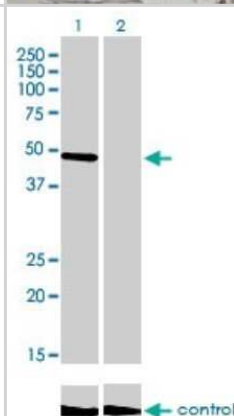
Western Blot: CREB3 Antibody (3H5) [H00010488-M01] - Analysis of CREB3 expression in transfected 293T cell line by CREB3 monoclonal antibody (M01), clone 3H5. Lane 1: CREB3 transfected lysate(41.4 KDa). Lane 2: Non-transfected lysate.



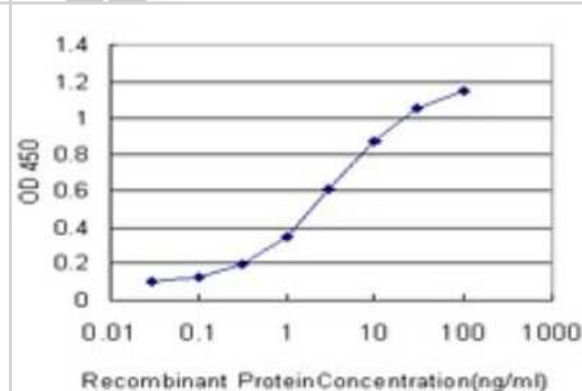
Immunohistochemistry-Paraffin: CREB3 Antibody (3H5) [H00010488-M01] - Analysis of monoclonal antibody to CREB3 on formalin-fixed paraffin-embedded human testis. Antibody concentration 3 ug/ml.



Western Blot: CREB3 Antibody (3H5) [H00010488-M01] - Analysis of CREB3 over-expressed 293 cell line, cotransfected with CREB3 Validated Chimera RNAi (Cat # H00010488-R01V) (Lane 2) or non-transfected control (Lane 1). Blot probed with CREB3 monoclonal antibody (M01), clone 3H5 (Cat # H00010488-M01). GAPDH (36.1 kDa) used as specificity and loading control.



Sandwich ELISA: CREB3 Antibody (3H5) [H00010488-M01] - Detection limit for recombinant GST tagged CREB3 is approximately 0.1ng/ml as a capture antibody.





Novus Biologicals USA

10730 E. Briarwood Avenue
Centennial, CO 80112
USA
Phone: 303.730.1950
Toll Free: 1.888.506.6887
Fax: 303.730.1966
nb-customerservice@bio-techne.com

Bio-Techne Canada

21 Canmotor Ave
Toronto, ON M8Z 4E6
Canada
Phone: 905.827.6400
Toll Free: 855.668.8722
Fax: 905.827.6402
canada.inquires@bio-techne.com

Bio-Techne Ltd

19 Barton Lane
Abingdon Science Park
Abingdon, OX14 3NB, United Kingdom
Phone: (44) (0) 1235 529449
Free Phone: 0800 37 34 15
Fax: (44) (0) 1235 533420
info.EMEA@bio-techne.com

General Contact Information

www.novusbio.com
Technical Support: nb-technical@bio-techne.com
Orders: nb-customerservice@bio-techne.com
General: novus@novusbio.com

Products Related to H00010488-M01

NBP2-33376H	Blue Marker Antibody (6F4-F6) [HRP]
HAF007	Goat anti-Mouse IgG Secondary Antibody [HRP]
NB7539	Goat anti-Mouse IgG (H+L) Secondary Antibody [HRP]
NBP1-96981-0.5mg	Mouse IgG2a Kappa Isotype Control (M2AK)

Limitations

This product is for research use only and is not approved for use in humans or in clinical diagnosis. Primary Antibodies are guaranteed for 1 year from date of receipt.

For more information on our 100% guarantee, please visit www.novusbio.com/guarantee

Earn gift cards/discounts by submitting a review: www.novusbio.com/reviews/submit/H00010488-M01

Earn gift cards/discounts by submitting a publication using this product:
www.novusbio.com/publications

