

# Product Datasheet

## DNAJA2 Antibody (2A11-F2) - Azide and BSA Free H00010294-M01

Unit Size: 0.1 mg

Aliquot and store at -20C or -80C. Avoid freeze-thaw cycles.

[www.novusbio.com](http://www.novusbio.com)



[technical@novusbio.com](mailto:technical@novusbio.com)

### Publications: 3

Protocols, Publications, Related Products, Reviews, Research Tools and Images at:  
[www.novusbio.com/H00010294-M01](http://www.novusbio.com/H00010294-M01)

Updated 9/9/2025 v.20.1

Earn rewards for product  
reviews and publications.

Submit a publication at [www.novusbio.com/publications](http://www.novusbio.com/publications)

Submit a review at [www.novusbio.com/reviews/destination/H00010294-M01](http://www.novusbio.com/reviews/destination/H00010294-M01)



**H00010294-M01**

DNAJA2 Antibody (2A11-F2) - Azide and BSA Free

Product Information	
Unit Size	0.1 mg
Concentration	Concentrations vary lot to lot. See vial label for concentration. If unlisted please contact technical services.
Storage	Aliquot and store at -20C or -80C. Avoid freeze-thaw cycles.
Clonality	Monoclonal
Clone	2A11-F2
Preservative	No Preservative
Isotype	IgG1 Kappa
Purity	IgG purified
Buffer	In 1x PBS, pH 7.4

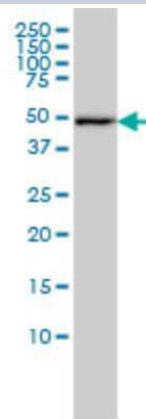
Product Description	
Description	Novus Biologicals Mouse DNAJA2 Antibody (2A11-F2) - Azide and BSA Free (H00010294-M01) is a monoclonal antibody validated for use in WB, ELISA and ICC/IF. Anti-DNAJA2 Antibody: Cited in 3 publications. All Novus Biologicals antibodies are covered by our 100% guarantee.
Host	Mouse
Gene ID	10294
Gene Symbol	DNAJA2
Species	Human, Mouse, Rat
Specificity/Sensitivity	DNAJA2 - DnaJ (Hsp40) homolog, subfamily A, member 2
Immunogen	DNAJA2 (AAH13044, 1 a.a. ~ 412 a.a) full-length recombinant protein with GST tag. MW of the GST tag alone is 26 KDa. MANVADTKLYDILGVPPGASENELKKAYRKLAKKEYHPDKNPNAGDKFKEISFAY EVLSNPEKRELYDRYGEQGLREGSGGGGGMDDIFSHIFGGGLFGFMGNQSR RNGRRRGEDMMHPLKVSLEDLYNGKTTKLQLSKNVLCACSGQGGKSGAVQ KCSACRGRGVRIMIRQLAPGMVQQMQSVCSDCNAGEGEVINEKDRCKKCEGKK VIKEVKILEVHVDKGMKHGQRITFTGEADQAPGVEPGDIVLLLQEKEHEVFQRD GNDLHMTYKIGLVEALCGFQFTFKHLDGRQIVVKYPPGKVIPEGCVRVVRGEG MPQYRNPFEKGDLYIKFDVQFPENNWINPDRLELEDLLPSRPEVPNIIGETEE VELQEFDSTRGSGGGQRREAYNDSSDEESSHHGPGVQCAHQ
Notes	This product is produced by and distributed for Abnova, a company based in Taiwan.

Product Application Details	
Applications	Western Blot, ELISA, Immunocytochemistry/ Immunofluorescence
Recommended Dilutions	Western Blot 1:500, ELISA, Immunocytochemistry/ Immunofluorescence
Application Notes	Antibody reactive against cell lysate and recombinant protein for Western Blot. Has also been used for immunofluorescence and ELISA.

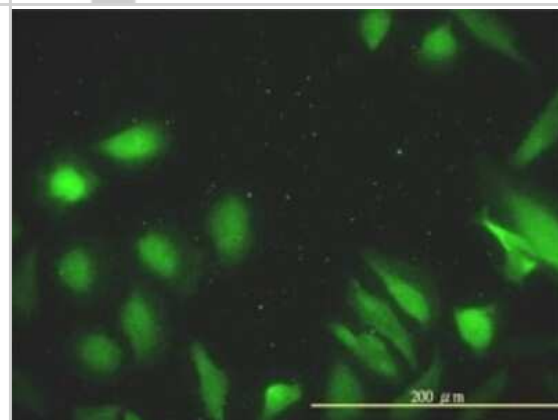


## Images

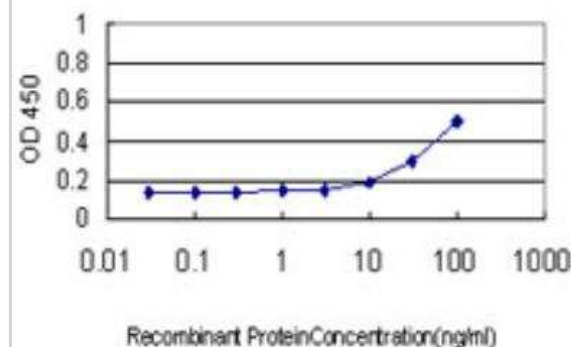
Western Blot: DNAJA2 Antibody (2A11-F2) [H00010294-M01] - DNAJA2 monoclonal antibody (M01), clone 2A11-F2 Analysis of DNAJA2 expression in A-431.



Immunocytochemistry/Immunofluorescence: DNAJA2 Antibody (2A11-F2) [H00010294-M01] - Analysis of monoclonal antibody to DNAJA2 on HeLa cell. Antibody concentration 10 ug/ml.



ELISA: DNAJA2 Antibody (2A11-F2) [H00010294-M01] - Detection limit for recombinant GST tagged DNAJA2 is approximately 3ng/ml as a capture antibody.



## Publications

Carnini A, Scott LO, Ahrendt E et al. Cell line specific modulation of extracellular  $\alpha$ 42 by hsp40. PLoS One 2012-05-29 [PMID: 22666389]

Rosales-Hernez A, Beck KE, Zhao X et al. RDJ2 (DNAJA2) chaperones neural G protein signaling pathways. Cell Stress Chaperones;14(1):71-82. 2009-01-01 [PMID: 18595009]

Xu F, Proft J, Gibbs S et al. Quercetin targets cysteine string protein (CSP $\alpha$ ) and impairs synaptic transmission. PLoS One 5(6). 2010-06-10 [PMID: 20548785]



### **Novus Biologicals USA**

10730 E. Briarwood Avenue  
Centennial, CO 80112  
USA  
Phone: 303.730.1950  
Toll Free: 1.888.506.6887  
Fax: 303.730.1966  
nb-customerservice@bio-techne.com

### **Bio-Techne Canada**

21 Canmotor Ave  
Toronto, ON M8Z 4E6  
Canada  
Phone: 905.827.6400  
Toll Free: 855.668.8722  
Fax: 905.827.6402  
canada.inquires@bio-techne.com

### **Bio-Techne Ltd**

19 Barton Lane  
Abingdon Science Park  
Abingdon, OX14 3NB, United Kingdom  
Phone: (44) (0) 1235 529449  
Free Phone: 0800 37 34 15  
Fax: (44) (0) 1235 533420  
info.EMEA@bio-techne.com

### **General Contact Information**

www.novusbio.com  
Technical Support: nb-technical@bio-techne.com  
Orders: nb-customerservice@bio-techne.com  
General: novus@novusbio.com

### **Products Related to H00010294-M01**

---

NBP2-33376H	Blue Marker Antibody (6F4-F6) [HRP]
HAF007	Goat anti-Mouse IgG Secondary Antibody [HRP]
NB7539	Goat anti-Mouse IgG (H+L) Secondary Antibody [HRP]
NBP1-43319-0.5mg	Mouse IgG1 Kappa Isotype Control (P3.6.2.8.1)

---

### **Limitations**

This product is for research use only and is not approved for use in humans or in clinical diagnosis. Primary Antibodies are guaranteed for 1 year from date of receipt.

For more information on our 100% guarantee, please visit [www.novusbio.com/guarantee](http://www.novusbio.com/guarantee)

Earn gift cards/discounts by submitting a review: [www.novusbio.com/reviews/submit/H00010294-M01](http://www.novusbio.com/reviews/submit/H00010294-M01)

Earn gift cards/discounts by submitting a publication using this product:  
[www.novusbio.com/publications](http://www.novusbio.com/publications)

