

Product Datasheet

AKAP95/AKAP8 Antibody (3D4) - Azide and BSA Free H00010270-M01

Unit Size: 0.1 mg

Aliquot and store at -20C or -80C. Avoid freeze-thaw cycles.

www.novusbio.com



technical@novusbio.com

Protocols, Publications, Related Products, Reviews, Research Tools and Images at:
www.novusbio.com/H00010270-M01

Updated 9/9/2025 v.20.1

Earn rewards for product
reviews and publications.

Submit a publication at www.novusbio.com/publications

Submit a review at www.novusbio.com/reviews/destination/H00010270-M01



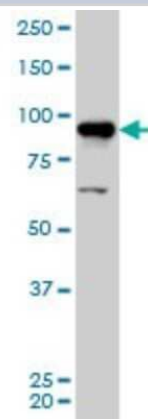
H00010270-M01

AKAP95/AKAP8 Antibody (3D4) - Azide and BSA Free

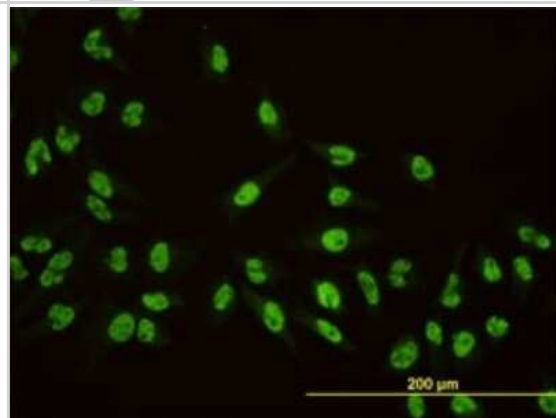
| Product Information | |
|-----------------------------|--|
| Unit Size | 0.1 mg |
| Concentration | Concentrations vary lot to lot. See vial label for concentration. If unlisted please contact technical services. |
| Storage | Aliquot and store at -20C or -80C. Avoid freeze-thaw cycles. |
| Clonality | Monoclonal |
| Clone | 3D4 |
| Preservative | No Preservative |
| Isotype | IgG2a Kappa |
| Purity | IgG purified |
| Buffer | In 1x PBS, pH 7.4 |
| Product Description | |
| Description | Novus Biologicals Mouse AKAP95/AKAP8 Antibody (3D4) - Azide and BSA Free (H00010270-M01) is a monoclonal antibody validated for use in IHC, WB, ELISA, ICC/IF and IP. All Novus Biologicals antibodies are covered by our 100% guarantee. |
| Host | Mouse |
| Gene ID | 10270 |
| Gene Symbol | AKAP8 |
| Species | Human |
| Reactivity Notes | Human. Other species not tested. |
| Marker | Nucleus without Nucleoli Marker |
| Specificity/Sensitivity | AKAP8 - A kinase (PRKA) anchor protein 8 |
| Immunogen | AKAP8 (NP_005849, 551 a.a. ~ 662 a.a) partial recombinant protein with GST tag. MW of the GST tag alone is 26 KDa. VDPEMEGDDNLGGEDKKETPEEVAADVLAEVITA AVRAVDGEGAPAPESSGE PADEGPTDTAEAGSDPQAEQLLEEQVPCGTAHEKGVPKARSEAAEAGNGAE TMAAEAES |
| Notes | This product is produced by and distributed for Abnova, a company based in Taiwan. |
| Product Application Details | |
| Applications | Western Blot, Immunohistochemistry-Paraffin, ELISA, Immunocytochemistry/Immunofluorescence, Immunohistochemistry, Immunoprecipitation, Sandwich ELISA |
| Recommended Dilutions | Western Blot 1:500, ELISA, Immunohistochemistry, Immunocytochemistry/Immunofluorescence, Immunoprecipitation, Immunohistochemistry-Paraffin, Sandwich ELISA |
| Application Notes | Antibody reactive against cell lysate and recombinant protein for Western Blot. Has also been used for immunofluorescence, immunohistochemistry (paraffin), and ELISA. |

Images

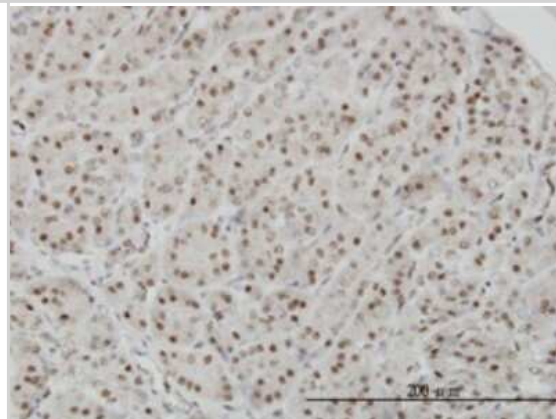
Western Blot: AKAP95/AKAP8 Antibody (3D4) [H00010270-M01] - AKAP8 monoclonal antibody (M01), clone 3D4 Analysis of AKAP8 expression in Hela S3 NE.



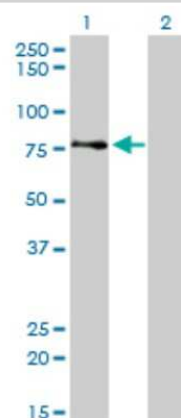
Immunocytochemistry/Immunofluorescence: AKAP95/AKAP8 Antibody (3D4) [H00010270-M01] - Analysis of monoclonal antibody to AKAP8 on HeLa cell. Antibody concentration 10 ug/ml.




Immunohistochemistry-Paraffin: AKAP95/AKAP8 Antibody (3D4) [H00010270-M01] - Analysis of monoclonal antibody to AKAP8 on formalin-fixed paraffin-embedded human pancreas. Antibody concentration 3 ug/ml.



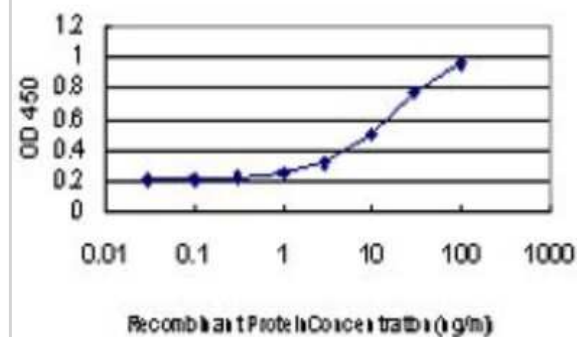
Western Blot: AKAP95/AKAP8 Antibody (3D4) [H00010270-M01] - Analysis of AKAP8 expression in transfected 293T cell line by AKAP8 monoclonal antibody (M01), clone 3D4. Lane 1: AKAP8 transfected lysate (76.2 KDa). Lane 2: Non-transfected lysate.



Immunoprecipitation: AKAP95/AKAP8 Antibody (3D4) [H00010270-M01] - Analysis of AKAP8 transfected lysate using anti-AKAP8 monoclonal antibody and Protein A Magnetic Bead, and immunoblotted with AKAP8 monoclonal antibody.



Sandwich ELISA: AKAP95/AKAP8 Antibody (3D4) [H00010270-M01] - Detection limit for recombinant GST tagged AKAP8 is approximately 0.3ng/ml as a capture antibody.





Novus Biologicals USA

10730 E. Briarwood Avenue
Centennial, CO 80112
USA
Phone: 303.730.1950
Toll Free: 1.888.506.6887
Fax: 303.730.1966
nb-customerservice@bio-techne.com

Bio-Techne Canada

21 Canmotor Ave
Toronto, ON M8Z 4E6
Canada
Phone: 905.827.6400
Toll Free: 855.668.8722
Fax: 905.827.6402
canada.inquires@bio-techne.com

Bio-Techne Ltd

19 Barton Lane
Abingdon Science Park
Abingdon, OX14 3NB, United Kingdom
Phone: (44) (0) 1235 529449
Free Phone: 0800 37 34 15
Fax: (44) (0) 1235 533420
info.EMEA@bio-techne.com

General Contact Information

www.novusbio.com
Technical Support: nb-technical@bio-techne.com
Orders: nb-customerservice@bio-techne.com
General: novus@novusbio.com

Products Related to H00010270-M01

| | |
|------------------|--|
| NBP2-33376H | Blue Marker Antibody (6F4-F6) [HRP] |
| HAF007 | Goat anti-Mouse IgG Secondary Antibody [HRP] |
| NB7539 | Goat anti-Mouse IgG (H+L) Secondary Antibody [HRP] |
| NBP1-96981-0.5mg | Mouse IgG2a Kappa Isotype Control (M2AK) |

Limitations

This product is for research use only and is not approved for use in humans or in clinical diagnosis. Primary Antibodies are guaranteed for 1 year from date of receipt.

For more information on our 100% guarantee, please visit www.novusbio.com/guarantee

Earn gift cards/discounts by submitting a review: www.novusbio.com/reviews/submit/H00010270-M01

Earn gift cards/discounts by submitting a publication using this product:
www.novusbio.com/publications

