

Product Datasheet

SLC25A13 Antibody (4F4) - Azide and BSA Free H00010165-M01

Unit Size: 0.1 mg

Aliquot and store at -20C or -80C. Avoid freeze-thaw cycles.

www.novusbio.com



technical@novusbio.com

Publications: 1

Protocols, Publications, Related Products, Reviews, Research Tools and Images at:
www.novusbio.com/H00010165-M01

Updated 9/9/2025 v.20.1

Earn rewards for product
reviews and publications.

Submit a publication at www.novusbio.com/publications

Submit a review at www.novusbio.com/reviews/destination/H00010165-M01

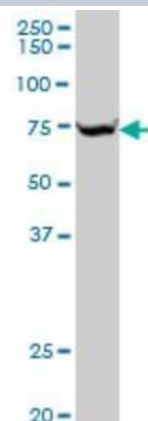


H00010165-M01**SLC25A13 Antibody (4F4) - Azide and BSA Free**

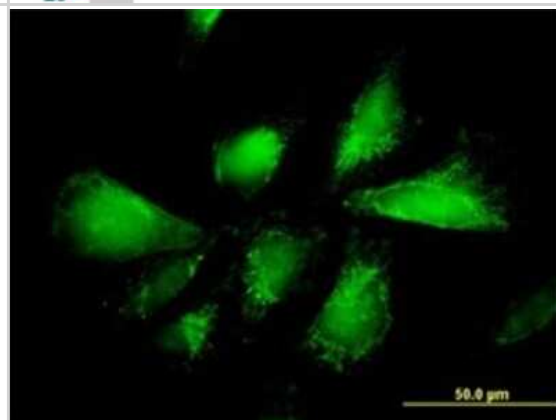
Product Information	
Unit Size	0.1 mg
Concentration	Concentrations vary lot to lot. See vial label for concentration. If unlisted please contact technical services.
Storage	Aliquot and store at -20C or -80C. Avoid freeze-thaw cycles.
Clonality	Monoclonal
Clone	4F4
Preservative	No Preservative
Isotype	IgG2a Kappa
Purity	IgG purified
Buffer	In 1x PBS, pH 7.4
Product Description	
Description	Novus Biologicals Mouse SLC25A13 Antibody (4F4) - Azide and BSA Free (H00010165-M01) is a monoclonal antibody validated for use in WB, ELISA and ICC/IF. Anti-SLC25A13 Antibody: Cited in 1 publication. All Novus Biologicals antibodies are covered by our 100% guarantee.
Host	Mouse
Gene ID	10165
Gene Symbol	SLC25A13
Species	Human
Specificity/Sensitivity	solute carrier family 25, member 13 (citrin)
Immunogen	SLC25A13 (NP_055066, 2 a.a. ~ 80 a.a) partial recombinant protein with GST tag. MW of the GST tag alone is 26 KDa. AAAKVALTKRADPAELRTIFLKYASIEKNGEFFMSPNDFVTRYLNIFGESQPNPK TVELLSGVVDQTKDGLISQEFVA
Notes	This product is produced by and distributed for Abnova, a company based in Taiwan.
Product Application Details	
Applications	Western Blot, ELISA, Immunocytochemistry/ Immunofluorescence, Knockdown Validated
Recommended Dilutions	Western Blot 1:500, ELISA, Immunocytochemistry/ Immunofluorescence, Knockdown Validated
Application Notes	Antibody reactive against cell lysate and recombinant protein for Western Blot. Has also been used for immunofluorescence, RNAi validation and ELISA.

Images

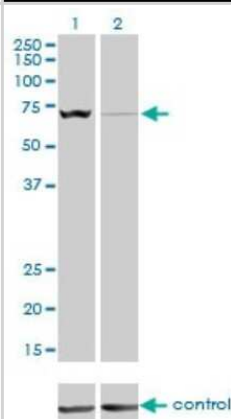
Western Blot: SLC25A13 Antibody (4F4) [H00010165-M01] - SLC25A13 monoclonal antibody (M01), clone 4F4 Analysis of SLC25A13 expression in HepG2.



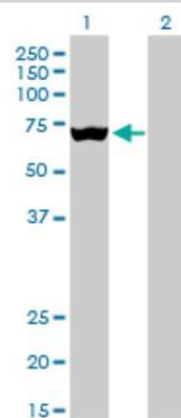
Immunocytochemistry/Immunofluorescence: SLC25A13 Antibody (4F4) [H00010165-M01] - Analysis of monoclonal antibody to SLC25A13 on HepG2 cell. Antibody concentration 10 ug/ml.



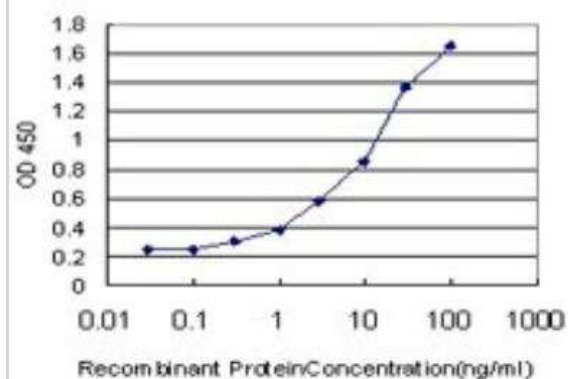
Western Blot: SLC25A13 Antibody (4F4) [H00010165-M01] - Analysis of SLC25A13 over-expressed 293 cell line, cotransfected with SLC25A13 Validated Chimera RNAi (Cat # H00010165-R01V) (Lane 2) or non-transfected control (Lane 1). Blot probed with SLC25A13 monoclonal antibody (M01), clone 4F4 (Cat # H00010165-M01). GAPDH (36.1 kDa) used as specificity and loading control.



Western Blot: SLC25A13 Antibody (4F4) [H00010165-M01] - Analysis of SLC25A13 expression in transfected 293T cell line by SLC25A13 monoclonal antibody (M01), clone 4F4. Lane 1: SLC25A13 transfected lysate (74.2 KDa). Lane 2: Non-transfected lysate.



ELISA: SLC25A13 Antibody (4F4) [H00010165-M01] - Detection limit for recombinant GST tagged SLC25A13 is approximately 0.3ng/ml as a capture antibody.



Publications

Rabinovich S, Adler L, Yizhak K et al. Diversion of aspartate in ASS1-deficient tumours fosters de novo pyrimidine synthesis. Nature 2015-11-19 [PMID: 26560030] (WB)



Novus Biologicals USA

10730 E. Briarwood Avenue
Centennial, CO 80112
USA
Phone: 303.730.1950
Toll Free: 1.888.506.6887
Fax: 303.730.1966
nb-customerservice@bio-techne.com

Bio-Techne Canada

21 Canmotor Ave
Toronto, ON M8Z 4E6
Canada
Phone: 905.827.6400
Toll Free: 855.668.8722
Fax: 905.827.6402
canada.inquires@bio-techne.com

Bio-Techne Ltd

19 Barton Lane
Abingdon Science Park
Abingdon, OX14 3NB, United Kingdom
Phone: (44) (0) 1235 529449
Free Phone: 0800 37 34 15
Fax: (44) (0) 1235 533420
info.EMEA@bio-techne.com

General Contact Information

www.novusbio.com
Technical Support: nb-technical@bio-techne.com
Orders: nb-customerservice@bio-techne.com
General: novus@novusbio.com

Products Related to H00010165-M01

NBP2-33376H	Blue Marker Antibody (6F4-F6) [HRP]
HAF007	Goat anti-Mouse IgG Secondary Antibody [HRP]
NB7539	Goat anti-Mouse IgG (H+L) Secondary Antibody [HRP]
NBP1-96981-0.5mg	Mouse IgG2a Kappa Isotype Control (M2AK)

Limitations

This product is for research use only and is not approved for use in humans or in clinical diagnosis. Primary Antibodies are guaranteed for 1 year from date of receipt.

For more information on our 100% guarantee, please visit www.novusbio.com/guarantee

Earn gift cards/discounts by submitting a review: www.novusbio.com/reviews/submit/H00010165-M01

Earn gift cards/discounts by submitting a publication using this product:
www.novusbio.com/publications

