

# Product Datasheet

## ABI2 Antibody - Azide and BSA Free H00010152-B01P

Unit Size: 0.05 mg

Aliquot and store at -20C or -80C. Avoid freeze-thaw cycles.

[www.novusbio.com](http://www.novusbio.com)



[technical@novusbio.com](mailto:technical@novusbio.com)

Protocols, Publications, Related Products, Reviews, Research Tools and Images at:  
[www.novusbio.com/H00010152-B01P](http://www.novusbio.com/H00010152-B01P)

Updated 9/9/2025 v.20.1

Earn rewards for product  
reviews and publications.

Submit a publication at [www.novusbio.com/publications](http://www.novusbio.com/publications)

Submit a review at [www.novusbio.com/reviews/destination/H00010152-B01P](http://www.novusbio.com/reviews/destination/H00010152-B01P)



**H00010152-B01P**

ABI2 Antibody - Azide and BSA Free

| Product Information  |  |
|----------------------|--|
| <b>Unit Size</b>     | 0.05 mg  |
| <b>Concentration</b> | Concentrations vary lot to lot. See vial label for concentration. If unlisted please contact technical services. |
| <b>Storage</b>       | Aliquot and store at -20C or -80C. Avoid freeze-thaw cycles.   |
| <b>Clonality</b>     | Polyclonal   |
| <b>Preservative</b>  | No Preservative  |
| <b>Isotype</b>       | IgG  |
| <b>Purity</b>        | Protein A purified   |
| <b>Buffer</b>        | PBS (pH 7.4)   |


| Product Description            |  |
|--------------------------------|--|
| <b>Description</b>             | Novus Biologicals Mouse ABI2 Antibody - Azide and BSA Free (H00010152-B01P) is a polyclonal antibody validated for use in WB and ICC/IF. All Novus Biologicals antibodies are covered by our 100% guarantee.   |
| <b>Host</b>                    | Mouse  |
| <b>Gene ID</b>                 | 10152  |
| <b>Gene Symbol</b>             | ABI2   |
| <b>Species</b>                 | Human  |
| <b>Specificity/Sensitivity</b> | ABI2 - abl interactor 2,   |
| <b>Immunogen</b>               | ABI2 (NP_005750.4, 1 a.a. - 475 a.a.) full-length human protein.<br>MAELQMLLEEEIPGGRRALFDSYTNLERVADYCENNYIQSADKQRALEETKAY<br>TTQSLASVAYLINTLANNVLQMLDIQASQLRRMESSINHISQTVDIHKEKVARREI<br>GILTTNKNTSRTHKIIAPANLERPVRYIRKPIDYTILDDIGHGVKVVSTQNMKMGGL<br>PRTTPPTQKPPSPPMSGKGTGRHSPYRTLEPVRPPVVPNDYVPSPTRNMAP<br>SQQSPVRTASVNQRNRTYSSSGSSGGSHPPSSRSSSRENSGSGSVGVPIAVPT<br>PSPPSVFPVGHVQFYSMNRPASRHTPPTIGGSLPYRRPPSITSQTSLQNMNG<br>GPFYSQNPVSLAPPPPSILQVTPQLPLMGFVARVQENISDTPPPPPVVEEPVFD<br>ESPPPPPPPEDYEEEEAAVVEYSDPYAEEDPPWAPRSYLEKVVAIYDYTKDKE<br>DELSFQEGAIYVIKKNDDGWYEGVMNGVTGLFPGNYVESIMHYSE |
| <b>Notes</b>                   | This product is produced by and distributed for Abnova, a company based in Taiwan.   |

| Product Application Details  |   |
|------------------------------|---|
| <b>Applications</b>          | Western Blot, Immunocytochemistry/ Immunofluorescence   |
| <b>Recommended Dilutions</b> | Western Blot 1:500, Immunocytochemistry/ Immunofluorescence   |
| <b>Application Notes</b>     | Antibody reactive against Recombinant Protein with GST tag on ELISA and Western Blot and also on transfected lysate in western blot. GST tag alone is used as a negative control. It is also useful for immunofluorescence. |

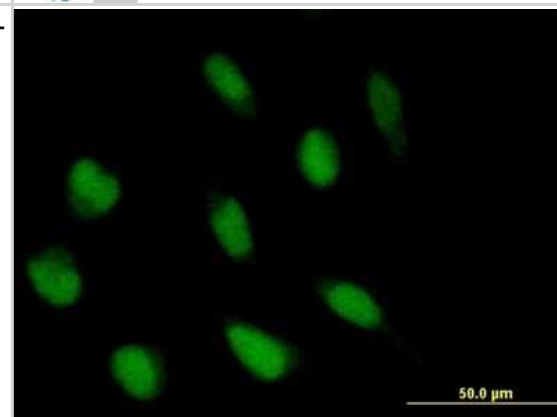


## Images

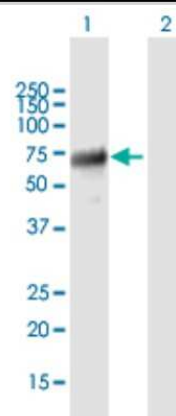
Western Blot: ABI2 Antibody [H00010152-B01P] - Analysis of ABI2 expression in Jurkat.



Immunocytochemistry/Immunofluorescence: ABI2 Antibody [H00010152-B01P] - Analysis of purified antibody to ABI2 on HeLa cell. (antibody concentration 10 ug/ml)



Western Blot: ABI2 Antibody [H00010152-B01P] - Analysis of ABI2 expression in transfected 293T cell line by ABI2 polyclonal antibody. Lane 1: ABI2 transfected lysate(52.25 KDa). Lane 2: Non-transfected lysate.





### **Novus Biologicals USA**

10730 E. Briarwood Avenue  
Centennial, CO 80112  
USA  
Phone: 303.730.1950  
Toll Free: 1.888.506.6887  
Fax: 303.730.1966  
nb-customerservice@bio-techne.com

### **Bio-Techne Canada**

21 Canmotor Ave  
Toronto, ON M8Z 4E6  
Canada  
Phone: 905.827.6400  
Toll Free: 855.668.8722  
Fax: 905.827.6402  
canada.inquires@bio-techne.com

### **Bio-Techne Ltd**

19 Barton Lane  
Abingdon Science Park  
Abingdon, OX14 3NB, United Kingdom  
Phone: (44) (0) 1235 529449  
Free Phone: 0800 37 34 15  
Fax: (44) (0) 1235 533420  
info.EMEA@bio-techne.com

### **General Contact Information**

www.novusbio.com  
Technical Support: nb-technical@bio-techne.com  
Orders: nb-customerservice@bio-techne.com  
General: novus@novusbio.com

### **Products Related to H00010152-B01P**

---

|                |  |
|----------------|--|
| NBP2-33376H    | Blue Marker Antibody (6F4-F6) [HRP]                |
| HAF007         | Goat anti-Mouse IgG Secondary Antibody [HRP]       |
| NB7539         | Goat anti-Mouse IgG (H+L) Secondary Antibody [HRP] |
| NBP1-97019-5mg | Mouse IgG Isotype Control                          |

---

### **Limitations**

This product is for research use only and is not approved for use in humans or in clinical diagnosis. Primary Antibodies are guaranteed for 1 year from date of receipt.

For more information on our 100% guarantee, please visit [www.novusbio.com/guarantee](http://www.novusbio.com/guarantee)

Earn gift cards/discounts by submitting a review: [www.novusbio.com/reviews/submit/H00010152-B01P](http://www.novusbio.com/reviews/submit/H00010152-B01P)

Earn gift cards/discounts by submitting a publication using this product:  
[www.novusbio.com/publications](http://www.novusbio.com/publications)

