

# Product Datasheet

## G3BP1 Antibody - Azide and BSA Free H00010146-B01P

Unit Size: 0.05 mg

Aliquot and store at -20C or -80C. Avoid freeze-thaw cycles.

[www.novusbio.com](http://www.novusbio.com)



[technical@novusbio.com](mailto:technical@novusbio.com)

### Publications: 1

Protocols, Publications, Related Products, Reviews, Research Tools and Images at:  
[www.novusbio.com/H00010146-B01P](http://www.novusbio.com/H00010146-B01P)

Updated 9/9/2025 v.20.1

Earn rewards for product  
reviews and publications.

Submit a publication at [www.novusbio.com/publications](http://www.novusbio.com/publications)

Submit a review at [www.novusbio.com/reviews/destination/H00010146-B01P](http://www.novusbio.com/reviews/destination/H00010146-B01P)



**H00010146-B01P**

G3BP1 Antibody - Azide and BSA Free

Product Information	
<b>Unit Size</b>	0.05 mg
<b>Concentration</b>	Concentrations vary lot to lot. See vial label for concentration. If unlisted please contact technical services.
<b>Storage</b>	Aliquot and store at -20C or -80C. Avoid freeze-thaw cycles.
<b>Clonality</b>	Polyclonal
<b>Preservative</b>	No Preservative
<b>Isotype</b>	IgG
<b>Purity</b>	Protein A purified
<b>Buffer</b>	PBS (pH 7.4)

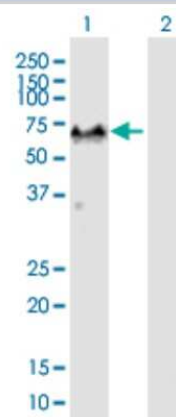
Product Description	
<b>Description</b>	Novus Biologicals Mouse G3BP1 Antibody - Azide and BSA Free (H00010146-B01P) is a polyclonal antibody validated for use in WB and ICC/IF. Anti-G3BP1 Antibody: Cited in 1 publication. All Novus Biologicals antibodies are covered by our 100% guarantee.
<b>Host</b>	Mouse
<b>Gene ID</b>	10146
<b>Gene Symbol</b>	G3BP1
<b>Species</b>	Human
<b>Specificity/Sensitivity</b>	Reacts with GTPase activating protein (SH3 domain) binding protein 1.
<b>Immunogen</b>	G3BP1 (NP_005745.1, 1 a.a. - 466 a.a.) full-length human protein. MVMEKPSPLLVGREFVRQYYTLLNQAPDMLHRFYGKNSSYVHGGLDSNGKPA DAVYGQKEIHRKVMSQNFTNCHTKIRHVDAHATLNDGVVVQVMGLLSNNNQA LRRFMQTFVLAPEGSVANKFYVHNDIFRYQDEVFGGFVTEPQEESEEEVEEPE ERQQTPEVVPDDSGTFYDQAVVSNDMEEHLEEPVAEPEPDPEPEPEQEPVSE IQEEKPEPVLEETAPEDAQKSSSPAPADIAQTVQEDLRTFSWASVTSKNLPPSG AVPVTGIPPHVVKVPASQPRPESKPESQIPPQRQRDQRVREQRINIPPQRGP RPIREAGEQGDIEMVRHPDASHQLFIGNLPHEVDKSELKDFQSYGNVVEL RINSGGKLPNFGFVVFDDSEPVQKVLNRPIMFRGEVRLNVEEKTRAAREGD RRDNRLRGPGGPRGGLGGGMRGPPRGGMVQKPGFGVGRGLAPRQ
<b>Notes</b>	This product is produced by and distributed for Abnova, a company based in Taiwan.

Product Application Details	
<b>Applications</b>	Western Blot, Immunocytochemistry/ Immunofluorescence
<b>Recommended Dilutions</b>	Western Blot, Immunocytochemistry/ Immunofluorescence
<b>Application Notes</b>	This antibody is useful for immunofluorescence, and as a detection antibody in ELISA.

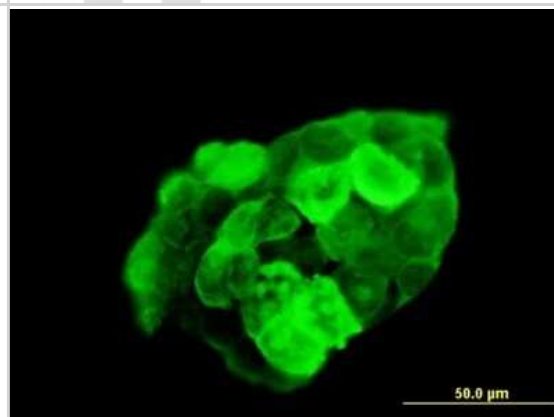


## Images

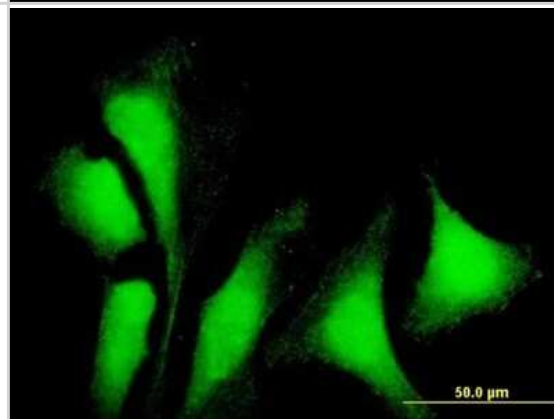
Western Blot: G3BP1 Antibody [H00010146-B01P] - Analysis of G3BP1 expression in transfected 293T cell line by G3BP1 polyclonal antibody. Lane 1: G3BP1 transfected lysate(52.20 KDa). Lane 2: Non-transfected lysate.



Immunocytochemistry/Immunofluorescence: G3BP1 Antibody [H00010146-B01P] - Analysis of purified antibody to G3BP1 on 293 cell. (antibody concentration 1 ug/ml)



Immunocytochemistry/Immunofluorescence: G3BP1 Antibody [H00010146-B01P] - Analysis of purified antibody to G3BP1 on HeLa cell. (antibody concentration 10 ug/ml)



## Publications

Kaehler C, Isensee J, Nonhoff U et al. Ataxin-2-like is a regulator of stress granules and processing bodies. PLoS One. 2012-11-27 [PMID: 23209657]



### **Novus Biologicals USA**

10730 E. Briarwood Avenue  
Centennial, CO 80112  
USA  
Phone: 303.730.1950  
Toll Free: 1.888.506.6887  
Fax: 303.730.1966  
nb-customerservice@bio-techne.com

### **Bio-Techne Canada**

21 Canmotor Ave  
Toronto, ON M8Z 4E6  
Canada  
Phone: 905.827.6400  
Toll Free: 855.668.8722  
Fax: 905.827.6402  
canada.inquires@bio-techne.com

### **Bio-Techne Ltd**

19 Barton Lane  
Abingdon Science Park  
Abingdon, OX14 3NB, United Kingdom  
Phone: (44) (0) 1235 529449  
Free Phone: 0800 37 34 15  
Fax: (44) (0) 1235 533420  
info.EMEA@bio-techne.com

### **General Contact Information**

www.novusbio.com  
Technical Support: nb-technical@bio-techne.com  
Orders: nb-customerservice@bio-techne.com  
General: novus@novusbio.com

### **Products Related to H00010146-B01P**

---

NBP2-33376H	Blue Marker Antibody (6F4-F6) [HRP]
HAF007	Goat anti-Mouse IgG Secondary Antibody [HRP]
NB7539	Goat anti-Mouse IgG (H+L) Secondary Antibody [HRP]
NBP1-97019-5mg	Mouse IgG Isotype Control

---

### **Limitations**

This product is for research use only and is not approved for use in humans or in clinical diagnosis. Primary Antibodies are guaranteed for 1 year from date of receipt.

For more information on our 100% guarantee, please visit [www.novusbio.com/guarantee](http://www.novusbio.com/guarantee)

Earn gift cards/discounts by submitting a review: [www.novusbio.com/reviews/submit/H00010146-B01P](http://www.novusbio.com/reviews/submit/H00010146-B01P)

Earn gift cards/discounts by submitting a publication using this product:  
[www.novusbio.com/publications](http://www.novusbio.com/publications)

