

Product Datasheet

ACOT8 Antibody - Azide and BSA Free H00010005-B01P

Unit Size: 0.05 mg

Aliquot and store at -20C or -80C. Avoid freeze-thaw cycles.

www.novusbio.com



technical@novusbio.com

Publications: 1

Protocols, Publications, Related Products, Reviews, Research Tools and Images at:
www.novusbio.com/H00010005-B01P

Updated 9/9/2025 v.20.1

Earn rewards for product
reviews and publications.

Submit a publication at www.novusbio.com/publications

Submit a review at www.novusbio.com/reviews/destination/H00010005-B01P



H00010005-B01P

ACOT8 Antibody - Azide and BSA Free

Product Information	
Unit Size	0.05 mg
Concentration	Concentrations vary lot to lot. See vial label for concentration. If unlisted please contact technical services.
Storage	Aliquot and store at -20C or -80C. Avoid freeze-thaw cycles.
Clonality	Polyclonal
Preservative	No Preservative
Isotype	IgG
Purity	Protein A purified
Buffer	PBS (pH 7.4)

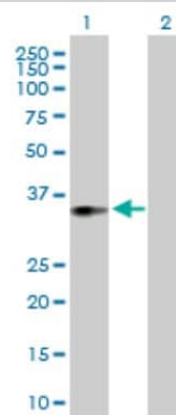
Product Description	
Description	Novus Biologicals Mouse ACOT8 Antibody - Azide and BSA Free (H00010005-B01P) is a polyclonal antibody validated for use in WB and ICC/IF. Anti-ACOT8 Antibody: Cited in 1 publication. All Novus Biologicals antibodies are covered by our 100% guarantee.
Host	Mouse
Gene ID	10005
Gene Symbol	ACOT8
Species	Human
Specificity/Sensitivity	ACOT8 - acyl-CoA thioesterase 8,
Immunogen	ACOT8 (NP_005460.2, 1 a.a. - 319 a.a.) full-length human protein. MSSPQAPEDGQGCGDRGDPPGDLRSVLVTTVLNLEPLDEDLFRGRHYWVPA KRLFGGQIVGQALVAAAKSVSEDEVHVHSLHCYFVRAGDPKLPVLYQVERTRTG SSFSVRSVKAVQHKGPIFICQASFQQAQPSMQHQFSMPTVPPPEELDCETLI DQYLRDPNLQKRYPLALNRIAAQEVPIEIKPVNPSPLSQLQRMEPKQMFVWRA RGYIGEGDMKMHCCVAAYISDYAFLGTALLPHQWQHKVHFMVSLDHSMWFFHA PFRADHWMLYECESPWAGGSRGLVHGRLWRQDGVLAVTCAQEGVIRVKPQV SESKL
Notes	This product is produced by and distributed for Abnova, a company based in Taiwan.

Product Application Details	
Applications	Western Blot, Immunocytochemistry/ Immunofluorescence
Recommended Dilutions	Western Blot 1:500, Immunocytochemistry/ Immunofluorescence
Application Notes	Antibody reactive against Recombinant Protein with GST tag on ELISA and Western Blot and also on transfected lysate in western blot. GST tag alone is used as a negative control. It has also been used for immunofluorescence.

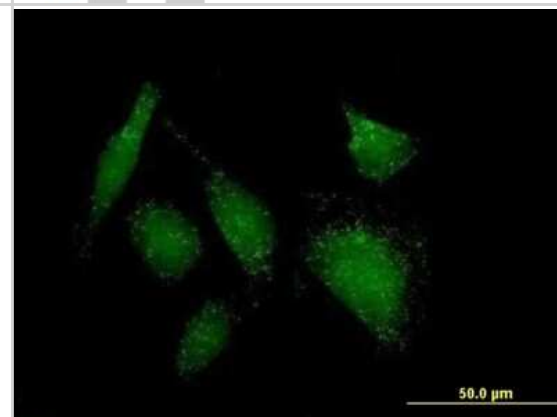


Images

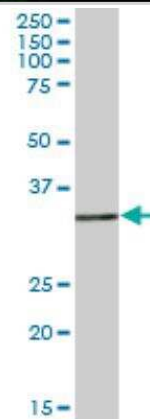
Western Blot: ACOT8 Antibody [H00010005-B01P] - Analysis of ACOT8 expression in transfected 293T cell line by ACOT8 polyclonal antibody. Lane 1: ACOT8 transfected lysate(35.09 KDa). Lane 2: Non-transfected lysate.



Immunocytochemistry/Immunofluorescence: ACOT8 Antibody [H00010005-B01P] - Analysis of purified antibody to ACOT8 on HeLa cell. (antibody concentration 10 ug/ml)



Western Blot: ACOT8 Antibody [H00010005-B01P] - Western Blot analysis of ACOT8 expression in human spleen.



Publications

Gondim MV, Wiltzer-Bach L, Maurer B et al. AP-2 Is the Crucial Clathrin Adaptor Protein for CD4 Downmodulation by HIV-1 Nef in Infected Primary CD4+ T Cells. J Virol 2015-12-01 [PMID: 26423947]



Novus Biologicals USA

10730 E. Briarwood Avenue
Centennial, CO 80112
USA
Phone: 303.730.1950
Toll Free: 1.888.506.6887
Fax: 303.730.1966
nb-customerservice@bio-techne.com

Bio-Techne Canada

21 Canmotor Ave
Toronto, ON M8Z 4E6
Canada
Phone: 905.827.6400
Toll Free: 855.668.8722
Fax: 905.827.6402
canada.inquires@bio-techne.com

Bio-Techne Ltd

19 Barton Lane
Abingdon Science Park
Abingdon, OX14 3NB, United Kingdom
Phone: (44) (0) 1235 529449
Free Phone: 0800 37 34 15
Fax: (44) (0) 1235 533420
info.EMEA@bio-techne.com

General Contact Information

www.novusbio.com
Technical Support: nb-technical@bio-techne.com
Orders: nb-customerservice@bio-techne.com
General: novus@novusbio.com

Products Related to H00010005-B01P

NBP2-33376H	Blue Marker Antibody (6F4-F6) [HRP]
HAF007	Goat anti-Mouse IgG Secondary Antibody [HRP]
NB7539	Goat anti-Mouse IgG (H+L) Secondary Antibody [HRP]
NBP1-97019-5mg	Mouse IgG Isotype Control

Limitations

This product is for research use only and is not approved for use in humans or in clinical diagnosis. Primary Antibodies are guaranteed for 1 year from date of receipt.

For more information on our 100% guarantee, please visit www.novusbio.com/guarantee

Earn gift cards/discounts by submitting a review: www.novusbio.com/reviews/submit/H00010005-B01P

Earn gift cards/discounts by submitting a publication using this product:
www.novusbio.com/publications

