

Product Datasheet

Rev-erb beta/NR1D2 Antibody (1G2) - Azide and BSA Free H00009975-M01

Unit Size: 0.1 mg

Aliquot and store at -20C or -80C. Avoid freeze-thaw cycles.

www.novusbio.com



technical@novusbio.com

Protocols, Publications, Related Products, Reviews, Research Tools and Images at:
www.novusbio.com/H00009975-M01

Updated 9/9/2025 v.20.1

Earn rewards for product
reviews and publications.

Submit a publication at www.novusbio.com/publications

Submit a review at www.novusbio.com/reviews/destination/H00009975-M01



H00009975-M01

Rev-erb beta/NR1D2 Antibody (1G2) - Azide and BSA Free

Product Information	
Unit Size	0.1 mg
Concentration	Concentrations vary lot to lot. See vial label for concentration. If unlisted please contact technical services.
Storage	Aliquot and store at -20C or -80C. Avoid freeze-thaw cycles.
Clonality	Monoclonal
Clone	1G2
Preservative	No Preservative
Isotype	IgG1 Kappa
Purity	IgG purified
Buffer	In 1x PBS, pH 7.4


Product Description	
Description	Novus Biologicals Mouse Rev-erb beta/NR1D2 Antibody (1G2) - Azide and BSA Free (H00009975-M01) is a monoclonal antibody validated for use in WB, ELISA and ICC/IF. All Novus Biologicals antibodies are covered by our 100% guarantee.
Host	Mouse
Gene ID	9975
Gene Symbol	NR1D2
Species	Human
Reactivity Notes	Human. Other species not tested.
Specificity/Sensitivity	NR1D2 - nuclear receptor subfamily 1, group D, member 2
Immunogen	NR1D2 (AAH45613, 1 a.a. ~ 579 a.a) full-length recombinant protein with GST tag. MW of the GST tag alone is 26 KDa. MEVNAGGVIAIYISSSSSASSHASCHSEGENSFQSSSSVPSSPNSNSDTNG NPKNGDLANIEGILKNDRIDCSMKTSKSSAPGMTKSHSGVTKFSGMVLLCKVC GDVASGFHYGVHACEGCKGFFRRSIQQNIQYKCKLKNENCSIMRMNRNRCQQ CRFKKCLSVGMSRDAVRFGRIPKREKQRMLIEMQSAMKTMMSQFSGHLQND TLVEHHEQTALPAQEQLRPKPQLEQENIKSSSPSSDFAKEEVIGMVTRAHKDT FMYNQQEQENSAESMQPKRGERIRKNMEQYNLNHDHCGNGLSSHFPCESEQ QHLNGQFKGRNIMHYPNGHAICIANGHCMNFSNAYTQRVCDRVPIDGFSQNE NKNSYLCNTGGRMHLVCPMSKSPYVDPHKSHEIWEFMSFTPAVKEVVEF AKRIPGFRDLSQHDQVNLLKAGTFEVLVRFASLFDKERTVTFLSGKKYSVDD LHSMGAGDLLNSMFEFSEKLNALQLSDEEMSLFTAVVLVSADRSGIENVNSVE ALQETLIRALRTLIMKNHPNEASIFTKLLLKLPDLRSLNNMHSEELLAFKVHP
Notes	This product is produced by and distributed for Abnova, a company based in Taiwan.

Product Application Details	
Applications	Western Blot, ELISA, Immunocytochemistry/ Immunofluorescence, Knockdown Validated
Recommended Dilutions	Western Blot 1:500, ELISA, Immunocytochemistry/ Immunofluorescence, Knockdown Validated
Application Notes	Antibody reactive against cell lysate and recombinant protein for Western Blot. Has also been used for immunofluorescence, RNAi validation and ELISA.

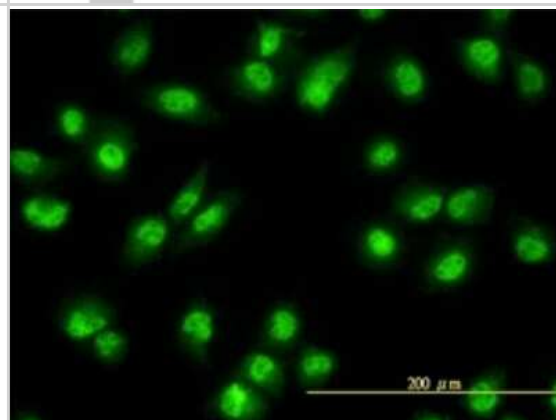


Images

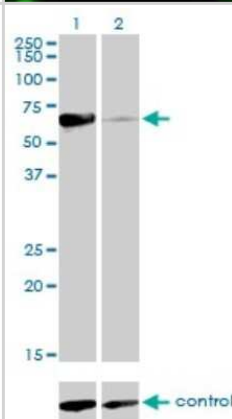
Western Blot: Rev-erb beta/NR1D2 Antibody (1G2) [H00009975-M01] - NR1D2 monoclonal antibody (M01), clone 1G2 Analysis of NR1D2 expression in Hela.



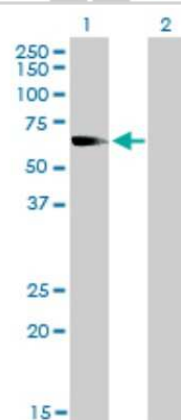
Immunocytochemistry/Immunofluorescence: Rev-erb beta/NR1D2 Antibody (1G2) [H00009975-M01] - Analysis of monoclonal antibody to NR1D2 on HeLa cell. Antibody concentration 10 ug/ml.



Western Blot: Rev-erb beta/NR1D2 Antibody (1G2) [H00009975-M01] - Analysis of NR1D2 over-expressed 293 cell line, cotransfected with NR1D2 Validated Chimera RNAi (Cat # H00009975-R01V) (Lane 2) or non-transfected control (Lane 1). Blot probed with NR1D2 monoclonal antibody (M01), clone 1G2 (Cat # H00009975-M01). GAPDH (36.1 kDa) used as specificity and loading control.



Western Blot: Rev-erb beta/NR1D2 Antibody (1G2) [H00009975-M01] - Analysis of NR1D2 expression in transfected 293T cell line by NR1D2 monoclonal antibody (M01), clone 1G2. Lane 1: NR1D2 transfected lysate(64.7 KDa). Lane 2: Non-transfected lysate.





Novus Biologicals USA

10730 E. Briarwood Avenue
Centennial, CO 80112
USA
Phone: 303.730.1950
Toll Free: 1.888.506.6887
Fax: 303.730.1966
nb-customerservice@bio-techne.com

Bio-Techne Canada

21 Canmotor Ave
Toronto, ON M8Z 4E6
Canada
Phone: 905.827.6400
Toll Free: 855.668.8722
Fax: 905.827.6402
canada.inquires@bio-techne.com

Bio-Techne Ltd

19 Barton Lane
Abingdon Science Park
Abingdon, OX14 3NB, United Kingdom
Phone: (44) (0) 1235 529449
Free Phone: 0800 37 34 15
Fax: (44) (0) 1235 533420
info.EMEA@bio-techne.com

General Contact Information

www.novusbio.com
Technical Support: nb-technical@bio-techne.com
Orders: nb-customerservice@bio-techne.com
General: novus@novusbio.com

Products Related to H00009975-M01

NBP2-33376H	Blue Marker Antibody (6F4-F6) [HRP]
HAF007	Goat anti-Mouse IgG Secondary Antibody [HRP]
NB7539	Goat anti-Mouse IgG (H+L) Secondary Antibody [HRP]
NBP1-43319-0.5mg	Mouse IgG1 Kappa Isotype Control (P3.6.2.8.1)

Limitations

This product is for research use only and is not approved for use in humans or in clinical diagnosis. Primary Antibodies are guaranteed for 1 year from date of receipt.

For more information on our 100% guarantee, please visit www.novusbio.com/guarantee

Earn gift cards/discounts by submitting a review: www.novusbio.com/reviews/submit/H00009975-M01

Earn gift cards/discounts by submitting a publication using this product:
www.novusbio.com/publications

