

Product Datasheet

CCS/SOD4 Antibody (1E2) - Azide and BSA Free H00009973-M03

Unit Size: 0.1 mg

Aliquot and store at -20C or -80C. Avoid freeze-thaw cycles.

www.novusbio.com



technical@novusbio.com

Publications: 1

Protocols, Publications, Related Products, Reviews, Research Tools and Images at:
www.novusbio.com/H00009973-M03

Updated 9/9/2025 v.20.1

Earn rewards for product
reviews and publications.

Submit a publication at www.novusbio.com/publications

Submit a review at www.novusbio.com/reviews/destination/H00009973-M03



H00009973-M03

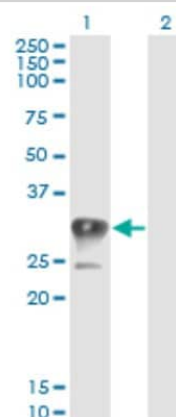
CCS/SOD4 Antibody (1E2) - Azide and BSA Free

Product Information	
Unit Size	0.1 mg
Concentration	Concentrations vary lot to lot. See vial label for concentration. If unlisted please contact technical services.
Storage	Aliquot and store at -20C or -80C. Avoid freeze-thaw cycles.
Clonality	Monoclonal
Clone	1E2
Preservative	No Preservative
Isotype	IgG1 Kappa
Purity	Protein A purified
Buffer	In 1x PBS, pH 7.4
Product Description	
Description	Novus Biologicals Mouse CCS/SOD4 Antibody (1E2) - Azide and BSA Free (H00009973-M03) is a monoclonal antibody validated for use in IHC, WB, ELISA, ICC/IF and IP. Anti-CCS/SOD4 Antibody: Cited in 1 publication. All Novus Biologicals antibodies are covered by our 100% guarantee.
Host	Mouse
Gene ID	9973
Gene Symbol	CCS
Species	Human
Specificity/Sensitivity	Reacts with copper chaperone for superoxide dismutase.
Immunogen	CCS (NP_005116, 175 a.a. ~ 274 a.a) partial recombinant protein with GST tag. MW of the GST tag alone is 26 KDa. ADGRAIFRMEDEQLKVVDVIGRSLIIDEGEDDLGRGGHPLSKITGNSGERLACG IIARSAGLFQNPQKICSCDGLTIWEERGRPIAGKGRKESAQPPAHL
Notes	This product is produced by and distributed for Abnova, a company based in Taiwan.
Product Application Details	
Applications	Western Blot, Immunohistochemistry-Paraffin, ELISA, Immunocytochemistry/Immunofluorescence, Immunohistochemistry, Immunoprecipitation
Recommended Dilutions	Western Blot, ELISA, Immunohistochemistry, Immunocytochemistry/Immunofluorescence, Immunoprecipitation, Immunohistochemistry-Paraffin
Application Notes	This antibody is reactive against recombinant protein in western blot and ELISA.

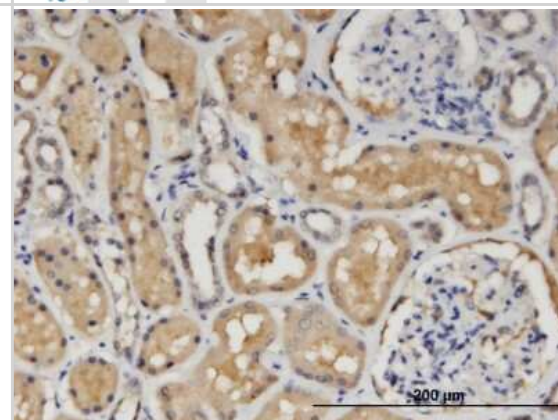


Images

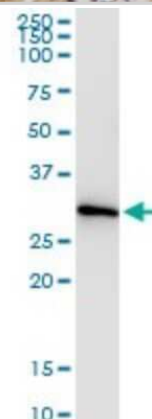
Western Blot: CCS/SOD4 Antibody (1E2) [H00009973-M03] - Analysis of CCS expression in transfected 293T cell line by CCS monoclonal antibody (M03), clone 1E2. Lane 1: CCS transfected lysate (Predicted MW: 29 KDa). Lane 2: Non-transfected lysate.



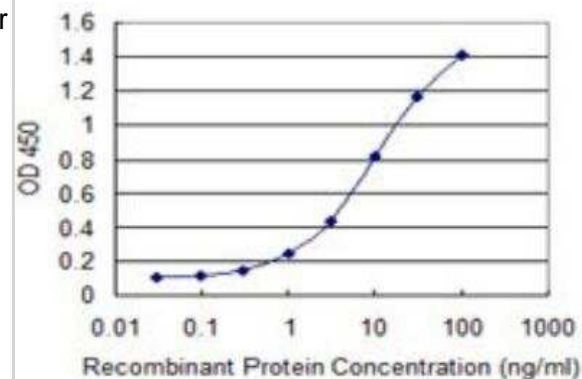
Immunohistochemistry-Paraffin: CCS/SOD4 Antibody (1E2) [H00009973-M03] - Analysis of monoclonal antibody to CCS on formalin-fixed paraffin-embedded human kidney. Antibody concentration 1.5 ug/ml



Immunoprecipitation: CCS/SOD4 Antibody (1E2) [H00009973-M03] - Analysis of CCS transfected lysate using anti-CCS monoclonal antibody and Protein A Magnetic Bead, and immunoblotted with CCS monoclonal antibody.



ELISA: CCS/SOD4 Antibody (1E2) [H00009973-M03] - Detection limit for recombinant GST tagged CCS is 0.1 ng/ml as a capture antibody.



Publications

Spinazzi M, Sghirlanzoni A, Salviati L, Angelini C. Impaired Copper and Iron Metabolism in Blood Cells and Muscles of Patients Affected by Copper Deficiency Myeloneuropathy. *Neuropathol Appl Neurobiol.* 2014-11-17 [PMID: 24708542]



Novus Biologicals USA

10730 E. Briarwood Avenue
Centennial, CO 80112
USA
Phone: 303.730.1950
Toll Free: 1.888.506.6887
Fax: 303.730.1966
nb-customerservice@bio-techne.com

Bio-Techne Canada

21 Canmotor Ave
Toronto, ON M8Z 4E6
Canada
Phone: 905.827.6400
Toll Free: 855.668.8722
Fax: 905.827.6402
canada.inquires@bio-techne.com

Bio-Techne Ltd

19 Barton Lane
Abingdon Science Park
Abingdon, OX14 3NB, United Kingdom
Phone: (44) (0) 1235 529449
Free Phone: 0800 37 34 15
Fax: (44) (0) 1235 533420
info.EMEA@bio-techne.com

General Contact Information

www.novusbio.com
Technical Support: nb-technical@bio-techne.com
Orders: nb-customerservice@bio-techne.com
General: novus@novusbio.com

Products Related to H00009973-M03

NBP2-33376H	Blue Marker Antibody (6F4-F6) [HRP]
HAF007	Goat anti-Mouse IgG Secondary Antibody [HRP]
NB7539	Goat anti-Mouse IgG (H+L) Secondary Antibody [HRP]
NBP1-43319-0.5mg	Mouse IgG1 Kappa Isotype Control (P3.6.2.8.1)

Limitations

This product is for research use only and is not approved for use in humans or in clinical diagnosis. Primary Antibodies are guaranteed for 1 year from date of receipt.

For more information on our 100% guarantee, please visit www.novusbio.com/guarantee

Earn gift cards/discounts by submitting a review: www.novusbio.com/reviews/submit/H00009973-M03

Earn gift cards/discounts by submitting a publication using this product:
www.novusbio.com/publications

