

Product Datasheet

MED17 Antibody (1B5) - Azide and BSA Free H00009440-M02

Unit Size: 0.1 mg

Aliquot and store at -20C or -80C. Avoid freeze-thaw cycles.

www.novusbio.com



technical@novusbio.com

Reviews: 1 Publications: 1

Protocols, Publications, Related Products, Reviews, Research Tools and Images at:
www.novusbio.com/H00009440-M02

Updated 9/9/2025 v.20.1

**Earn rewards for product
reviews and publications.**

Submit a publication at www.novusbio.com/publications

Submit a review at www.novusbio.com/reviews/destination/H00009440-M02



H00009440-M02

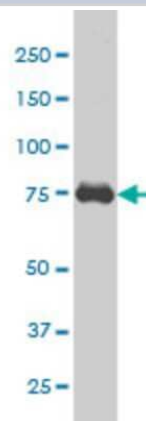
MED17 Antibody (1B5) - Azide and BSA Free

Product Information	
Unit Size	0.1 mg
Concentration	Concentrations vary lot to lot. See vial label for concentration. If unlisted please contact technical services.
Storage	Aliquot and store at -20C or -80C. Avoid freeze-thaw cycles.
Clonality	Monoclonal
Clone	1B5
Preservative	No Preservative
Isotype	IgG1 Kappa
Purity	IgG purified
Buffer	In 1x PBS, pH 7.4
Product Description	
Description	Novus Biologicals Mouse MED17 Antibody (1B5) - Azide and BSA Free (H00009440-M02) is a monoclonal antibody validated for use in WB, ELISA and ICC/IF. Anti-MED17 Antibody: Cited in 1 publication. All Novus Biologicals antibodies are covered by our 100% guarantee.
Host	Mouse
Gene ID	9440
Gene Symbol	MED17
Species	Human
Specificity/Sensitivity	CRSP6 (1B5)
Immunogen	CRSP6 (AAH21101, 551 a.a. ~ 651 a.a) partial recombinant protein with GST tag. MW of the GST tag alone is 26 KDa. FSNHVGLGPIESIGNASAITVASPSGDYAISVRNGPESGSKIMVQFPRNQCKDL PKSDVLQDNKWSHLRGPKEVQWNKMEGRNFVYKMELLSALSPELL
Notes	This product is produced by and distributed for Abnova, a company based in Taiwan.
Product Application Details	
Applications	Western Blot, ELISA, Immunocytochemistry/ Immunofluorescence
Recommended Dilutions	Western Blot 1:500, ELISA, Immunocytochemistry/ Immunofluorescence
Application Notes	Antibody reactive against cell lysate and recombinant protein for Western Blot.

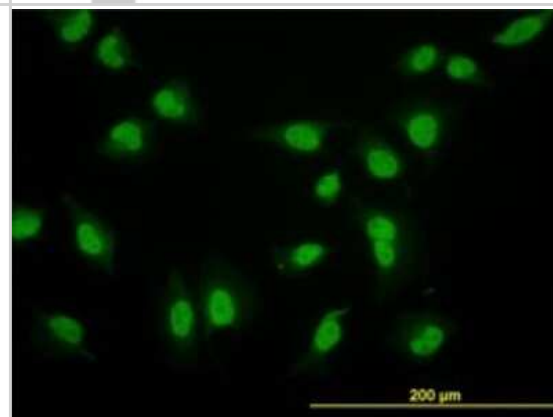


Images

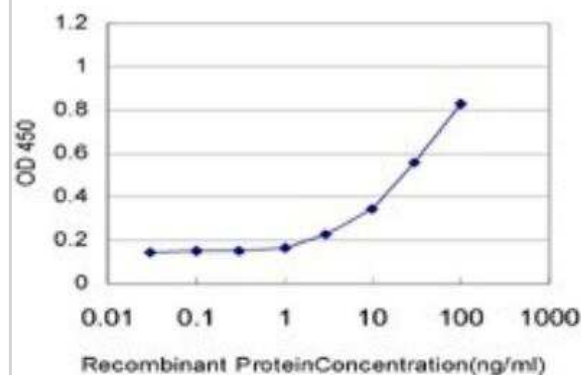
Western Blot: MED17 Antibody (1B5) [H00009440-M02] - CRSP6 monoclonal antibody (M02), clone 1B5 Analysis of CRSP6 expression in HeLa S3 NE.



Immunocytochemistry/Immunofluorescence: MED17 Antibody (1B5) [H00009440-M02] - Analysis of monoclonal antibody to CRSP6 on HeLa cell. Antibody concentration 10 ug/ml.



ELISA: MED17 Antibody (1B5) [H00009440-M02] - Detection limit for recombinant GST tagged CRSP6 is approximately 3ng/ml as a capture antibody.



Publications

Tsutsui T, Fukasawa R, Shinmyozu K et al. Mediator Complex Recruits Epigenetic Regulators via Its Two Cyclin-dependent Kinase Subunits to Repress Transcription of Immune Response Genes. *J Biol Chem* 2013-07-19 [PMID: 23749998] (Human)



Novus Biologicals USA

10730 E. Briarwood Avenue
Centennial, CO 80112
USA
Phone: 303.730.1950
Toll Free: 1.888.506.6887
Fax: 303.730.1966
nb-customerservice@bio-techne.com

Bio-Techne Canada

21 Canmotor Ave
Toronto, ON M8Z 4E6
Canada
Phone: 905.827.6400
Toll Free: 855.668.8722
Fax: 905.827.6402
canada.inquires@bio-techne.com

Bio-Techne Ltd

19 Barton Lane
Abingdon Science Park
Abingdon, OX14 3NB, United Kingdom
Phone: (44) (0) 1235 529449
Free Phone: 0800 37 34 15
Fax: (44) (0) 1235 533420
info.EMEA@bio-techne.com

General Contact Information

www.novusbio.com
Technical Support: nb-technical@bio-techne.com
Orders: nb-customerservice@bio-techne.com
General: novus@novusbio.com

Products Related to H00009440-M02

NBP2-33376H	Blue Marker Antibody (6F4-F6) [HRP]
HAF007	Goat anti-Mouse IgG Secondary Antibody [HRP]
NB7539	Goat anti-Mouse IgG (H+L) Secondary Antibody [HRP]
NBP1-43319-0.5mg	Mouse IgG1 Kappa Isotype Control (P3.6.2.8.1)

Limitations

This product is for research use only and is not approved for use in humans or in clinical diagnosis. Primary Antibodies are guaranteed for 1 year from date of receipt.

For more information on our 100% guarantee, please visit www.novusbio.com/guarantee

Earn gift cards/discounts by submitting a review: www.novusbio.com/reviews/submit/H00009440-M02

Earn gift cards/discounts by submitting a publication using this product:
www.novusbio.com/publications

