

Product Datasheet

RAB9A Antibody (1E12) - Azide and BSA Free H00009367-M01

Unit Size: 0.1 mg

Aliquot and store at -20C or -80C. Avoid freeze-thaw cycles.

www.novusbio.com



technical@novusbio.com

Protocols, Publications, Related Products, Reviews, Research Tools and Images at:
www.novusbio.com/H00009367-M01

Updated 9/9/2025 v.20.1

Earn rewards for product
reviews and publications.

Submit a publication at www.novusbio.com/publications

Submit a review at www.novusbio.com/reviews/destination/H00009367-M01



H00009367-M01**RAB9A Antibody (1E12) - Azide and BSA Free**

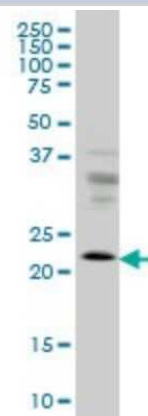
Product Information	
Unit Size	0.1 mg
Concentration	Concentrations vary lot to lot. See vial label for concentration. If unlisted please contact technical services.
Storage	Aliquot and store at -20C or -80C. Avoid freeze-thaw cycles.
Clonality	Monoclonal
Clone	1E12
Preservative	No Preservative
Isotype	IgG2a Kappa
Purity	IgG purified
Buffer	In 1x PBS, pH 7.4

Product Description	
Description	Novus Biologicals Mouse RAB9A Antibody (1E12) - Azide and BSA Free (H00009367-M01) is a monoclonal antibody validated for use in WB, ELISA and ICC/IF. All Novus Biologicals antibodies are covered by our 100% guarantee.
Host	Mouse
Gene ID	9367
Gene Symbol	RAB9A
Species	Human
Reactivity Notes	Human. Other species not tested.
Marker	Endosome Marker
Specificity/Sensitivity	RAB9A - RAB9A, member RAS oncogene family
Immunogen	RAB9A (NP_004242, 17 a.a. ~ 115 a.a) partial recombinant protein with GST tag. MW of the GST tag alone is 26 KDa. GVGKSSLMNRYVTNKFDLQFHTIGVEFLNKDLEVDGHFVTMQUIWDTAGQERF RSLRTPFYRGSDCCLLTFSVDDSQSFQNLNSNWKKEFIYYADVKEPE
Notes	This product is produced by and distributed for Abnova, a company based in Taiwan.

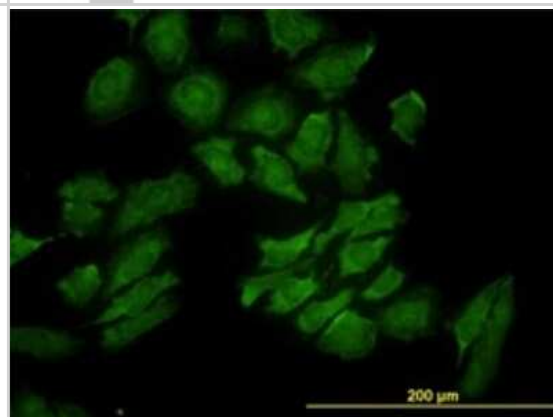
Product Application Details	
Applications	Western Blot, ELISA, Immunocytochemistry/ Immunofluorescence, Sandwich ELISA, Knockdown Validated
Recommended Dilutions	Western Blot 1:500, ELISA, Immunocytochemistry/ Immunofluorescence, Sandwich ELISA, Knockdown Validated
Application Notes	Antibody reactive against cell lysate and recombinant protein for Western Blot. Has also been used for immunofluorescence, RNAi validation and ELISA.

Images

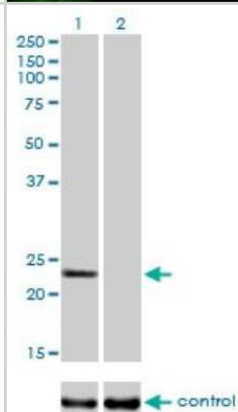
Western Blot: RAB9A Antibody (1E12) [H00009367-M01] - RAB9A monoclonal antibody (M01), clone 1E12 Analysis of RAB9A expression in HeLa.




Immunocytochemistry/Immunofluorescence: RAB9A Antibody (1E12) [H00009367-M01] - Analysis of monoclonal antibody to RAB9A on HeLa cell. Antibody concentration 10 ug/ml.



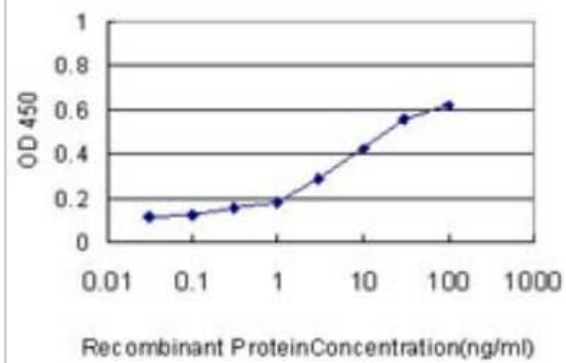
Western Blot: RAB9A Antibody (1E12) [H00009367-M01] - Analysis of RAB9A over-expressed 293 cell line, cotransfected with RAB9A Validated Chimera RNAi (Cat # H00009367-R01V) (Lane 2) or non-transfected control (Lane 1). Blot probed with RAB9A monoclonal antibody (M01), clone 1E12 (Cat # H00009367-M01). GAPDH (36.1 kDa) used as specificity and loading control.



Western Blot: RAB9A Antibody (1E12) [H00009367-M01] - Analysis of RAB9A expression in transfected 293T cell line by RAB9A monoclonal antibody (M01), clone 1E12. Lane 1: RAB9A transfected lysate(22.8 KDa). Lane 2: Non-transfected lysate.



Sandwich ELISA: RAB9A Antibody (1E12) [H00009367-M01] - Detection limit for recombinant GST tagged RAB9A is approximately 0.1ng/ml as a capture antibody.





Novus Biologicals USA

10730 E. Briarwood Avenue
Centennial, CO 80112
USA
Phone: 303.730.1950
Toll Free: 1.888.506.6887
Fax: 303.730.1966
nb-customerservice@bio-techne.com

Bio-Techne Canada

21 Canmotor Ave
Toronto, ON M8Z 4E6
Canada
Phone: 905.827.6400
Toll Free: 855.668.8722
Fax: 905.827.6402
canada.inquires@bio-techne.com

Bio-Techne Ltd

19 Barton Lane
Abingdon Science Park
Abingdon, OX14 3NB, United Kingdom
Phone: (44) (0) 1235 529449
Free Phone: 0800 37 34 15
Fax: (44) (0) 1235 533420
info.EMEA@bio-techne.com

General Contact Information

www.novusbio.com
Technical Support: nb-technical@bio-techne.com
Orders: nb-customerservice@bio-techne.com
General: novus@novusbio.com

Products Related to H00009367-M01

NBP2-33376H	Blue Marker Antibody (6F4-F6) [HRP]
HAF007	Goat anti-Mouse IgG Secondary Antibody [HRP]
NB7539	Goat anti-Mouse IgG (H+L) Secondary Antibody [HRP]
NBP1-96981-0.5mg	Mouse IgG2a Kappa Isotype Control (M2AK)

Limitations

This product is for research use only and is not approved for use in humans or in clinical diagnosis. Primary Antibodies are guaranteed for 1 year from date of receipt.

For more information on our 100% guarantee, please visit www.novusbio.com/guarantee

Earn gift cards/discounts by submitting a review: www.novusbio.com/reviews/submit/H00009367-M01

Earn gift cards/discounts by submitting a publication using this product:
www.novusbio.com/publications

