

Product Datasheet

MSK1/RPS6KA5 Antibody (2B11) - Azide and BSA Free H00009252-M01

Unit Size: 0.1 mg

Aliquot and store at -20C or -80C. Avoid freeze-thaw cycles.

www.novusbio.com



technical@novusbio.com

Protocols, Publications, Related Products, Reviews, Research Tools and Images at:
www.novusbio.com/H00009252-M01

Updated 9/9/2025 v.20.1

Earn rewards for product
reviews and publications.

Submit a publication at www.novusbio.com/publications

Submit a review at www.novusbio.com/reviews/destination/H00009252-M01




H00009252-M01**MSK1/RPS6KA5 Antibody (2B11) - Azide and BSA Free**

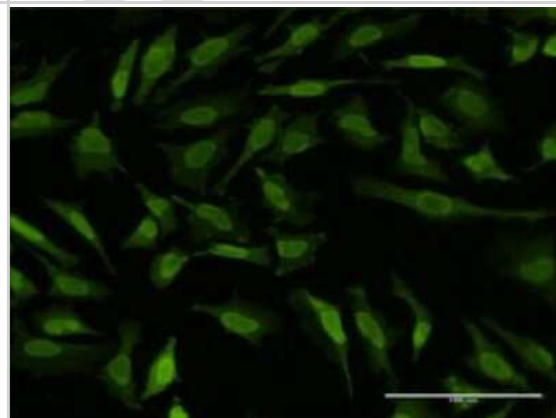
Product Information	
Unit Size	0.1 mg
Concentration	Concentrations vary lot to lot. See vial label for concentration. If unlisted please contact technical services.
Storage	Aliquot and store at -20C or -80C. Avoid freeze-thaw cycles.
Clonality	Monoclonal
Clone	2B11
Preservative	No Preservative
Isotype	IgG2b Lambda
Purity	IgG purified
Buffer	In 1x PBS, pH 7.4
Product Description	
Description	Novus Biologicals Mouse MSK1/RPS6KA5 Antibody (2B11) - Azide and BSA Free (H00009252-M01) is a monoclonal antibody validated for use in WB, ELISA and ICC/IF. All Novus Biologicals antibodies are covered by our 100% guarantee.
Host	Mouse
Gene ID	9252
Gene Symbol	RPS6KA5
Species	Human
Specificity/Sensitivity	RPS6KA5 - ribosomal protein S6 kinase, 90kDa, polypeptide 5 (2B11)
Immunogen	RPS6KA5 (AAH17187.1, 271 a.a. ~ 370 a.a) partial recombinant protein with GST tag. MW of the GST tag alone is 26 KDa. ILKSEPPYPQEMSALAKDLIQRLLMKDPKKRLGCGPRDADEIKEHLFFQKINWD DLAAKKVPAPFKPVIRDELVDVSNFAEEFTEMDPTYSPAALPQSSEK
Notes	This product is produced by and distributed for Abnova, a company based in Taiwan.
Product Application Details	
Applications	Western Blot, ELISA, Immunocytochemistry/ Immunofluorescence, Proximity Ligation Assay
Recommended Dilutions	Western Blot 1:500, ELISA, Immunocytochemistry/ Immunofluorescence, Proximity Ligation Assay
Application Notes	Antibody reactive against cell lysate and recombinant protein for western blot. It has also been used for ELISA.

Images


Western Blot: MSK1/RPS6KA5 Antibody (2B11) [H00009252-M01] - Analysis of RPS6KA5 expression in transfected 293T cell line by RPS6KA5 monoclonal antibody (M01), clone 2B11. Lane 1: RPS6KA5 transfected lysate(89.9 KDa). Lane 2: Non-transfected lysate.



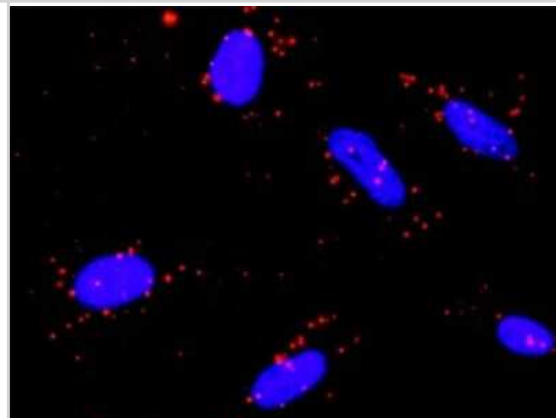
Immunocytochemistry/Immunofluorescence: MSK1/RPS6KA5 Antibody (2B11) [H00009252-M01] - Analysis of monoclonal antibody to RPS6KA5 on HeLa cell . Antibody concentration 10 ug/ml.



Western Blot: MSK1/RPS6KA5 Antibody (2B11) [H00009252-M01] - RPS6KA5 monoclonal antibody (M01), clone 2B11. Western Blot analysis of RPS6KA5 expression in HeLa (Cat # L013V1).



Proximity Ligation Assay: MSK1/RPS6KA5 Antibody (2B11) [H00009252-M01] - Analysis of protein-protein interactions between NR4A1 and RPS6KA5. HeLa cells were stained with anti-NR4A1 rabbit purified polyclonal 1:1200 and anti-RPS6KA5 mouse monoclonal antibody 1:50. Each red dot represents the detection of protein-protein interaction complex, and nuclei were counterstained with DAPI (blue).





Novus Biologicals USA

10730 E. Briarwood Avenue
Centennial, CO 80112
USA
Phone: 303.730.1950
Toll Free: 1.888.506.6887
Fax: 303.730.1966
nb-customerservice@bio-techne.com

Bio-Techne Canada

21 Canmotor Ave
Toronto, ON M8Z 4E6
Canada
Phone: 905.827.6400
Toll Free: 855.668.8722
Fax: 905.827.6402
canada.inquires@bio-techne.com

Bio-Techne Ltd

19 Barton Lane
Abingdon Science Park
Abingdon, OX14 3NB, United Kingdom
Phone: (44) (0) 1235 529449
Free Phone: 0800 37 34 15
Fax: (44) (0) 1235 533420
info.EMEA@bio-techne.com

General Contact Information

www.novusbio.com
Technical Support: nb-technical@bio-techne.com
Orders: nb-customerservice@bio-techne.com
General: novus@novusbio.com

Products Related to H00009252-M01

NBP2-33376H	Blue Marker Antibody (6F4-F6) [HRP]
HAF007	Goat anti-Mouse IgG Secondary Antibody [HRP]
NB7539	Goat anti-Mouse IgG (H+L) Secondary Antibody [HRP]
H00009252-P01-10ug	Recombinant Human MSK1/RPS6KA5 GST (N-Term) Protein

Limitations

This product is for research use only and is not approved for use in humans or in clinical diagnosis. Primary Antibodies are guaranteed for 1 year from date of receipt.

For more information on our 100% guarantee, please visit www.novusbio.com/guarantee

Earn gift cards/discounts by submitting a review: www.novusbio.com/reviews/submit/H00009252-M01

Earn gift cards/discounts by submitting a publication using this product:
www.novusbio.com/publications

