

Product Datasheet

UbcH8/Ube2L6 Antibody (2F12-1F4) - Azide and BSA Free H00009246-M01

Unit Size: 0.1 mg

Aliquot and store at -20C or -80C. Avoid freeze-thaw cycles.

www.novusbio.com



technical@novusbio.com

Publications: 1

Protocols, Publications, Related Products, Reviews, Research Tools and Images at:
www.novusbio.com/H00009246-M01

Updated 9/9/2025 v.20.1

Earn rewards for product
reviews and publications.

Submit a publication at www.novusbio.com/publications

Submit a review at www.novusbio.com/reviews/destination/H00009246-M01



H00009246-M01


UbcH8/Ube2L6 Antibody (2F12-1F4) - Azide and BSA Free

Product Information	
Unit Size	0.1 mg
Concentration	Concentrations vary lot to lot. See vial label for concentration. If unlisted please contact technical services.
Storage	Aliquot and store at -20C or -80C. Avoid freeze-thaw cycles.
Clonality	Monoclonal
Clone	2F12-1F4
Preservative	No Preservative
Isotype	IgG1 Kappa
Purity	IgG purified
Buffer	In 1x PBS, pH 7.4
Product Description	
Description	Novus Biologicals Mouse UbcH8/Ube2L6 Antibody (2F12-1F4) - Azide and BSA Free (H00009246-M01) is a monoclonal antibody validated for use in WB and ELISA. Anti-UbcH8/Ube2L6 Antibody: Cited in 1 publication. All Novus Biologicals antibodies are covered by our 100% guarantee.
Host	Mouse
Gene ID	9246
Gene Symbol	UBE2L6
Species	Human
Reactivity Notes	Human. Other species not tested.
Specificity/Sensitivity	UBE2L6 - ubiquitin-conjugating enzyme E2L 6
Immunogen	UBE2L6 (AAH32491, 1 a.a. ~ 153 a.a) full-length recombinant protein with GST tag. MW of the GST tag alone is 26 KDa. MMASMRVVKLELDLQKKPPPYLRNLSSDDANVLVWHALLLPDQPPYHLKAFNLRISFPPEYFPKPPMIKFTTKIYHPNVDENGQICLPIISSENWKPCTKTCQVLEALNVLVNRPNIREPLRMDLADLLTQNPFLFRKNAEEFTLRFGVDRPS
Notes	This product is produced by and distributed for Abnova, a company based in Taiwan.
Product Application Details	
Applications	Western Blot, ELISA, Sandwich ELISA
Recommended Dilutions	Western Blot 1:500, ELISA, Sandwich ELISA
Application Notes	Antibody reactive against transfected lysate and recombinant protein for western blot. It has also been used for ELISA.

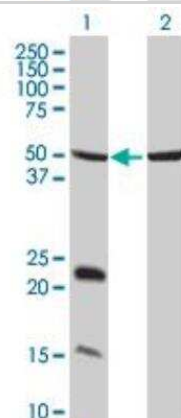


Images

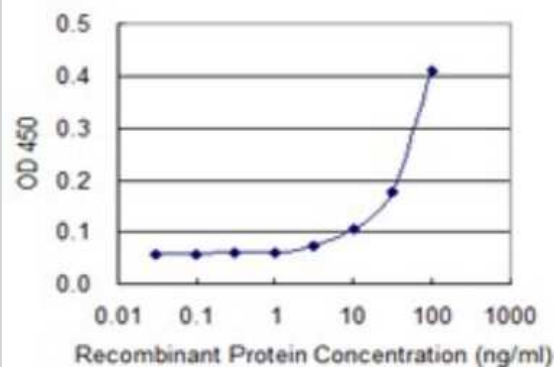
Western Blot: UbcH8/Ube2L6 Antibody (2F12-1F4) [H00009246-M01] - Analysis of UBE2L6 expression in transfected 293T cell line by UBE2L6 monoclonal antibody (M01), clone 2F12-1F4. Lane 1: UBE2L6 transfected lysate(17.595 KDa). Lane 2: Non-transfected lysate.



Western Blot: UbcH8/Ube2L6 Antibody (2F12-1F4) [H00009246-M01] - analysis of UBE2L6 expression in transfected 293T cell line by UBE2L6 monoclonal antibody (M01), clone 2F12-1F4.



Sandwich ELISA: UbcH8/Ube2L6 Antibody (2F12-1F4) [H00009246-M01] - Detection limit for recombinant GST tagged UBE2L6 is 3 ng/ml as a capture antibody.



Publications

Zhang LQ, Adyshev DM, Singleton P et al. Interactions between PBEF oxidative stress proteins - A potential new mechanism underlying PBEF in the pathogenesis of acute lung injury. *FEBS Lett*;582(13):1802-8. 2008-06-11 [PMID: 18486613]



Novus Biologicals USA

10730 E. Briarwood Avenue
Centennial, CO 80112
USA
Phone: 303.730.1950
Toll Free: 1.888.506.6887
Fax: 303.730.1966
nb-customerservice@bio-techne.com

Bio-Techne Canada

21 Canmotor Ave
Toronto, ON M8Z 4E6
Canada
Phone: 905.827.6400
Toll Free: 855.668.8722
Fax: 905.827.6402
canada.inquires@bio-techne.com

Bio-Techne Ltd

19 Barton Lane
Abingdon Science Park
Abingdon, OX14 3NB, United Kingdom
Phone: (44) (0) 1235 529449
Free Phone: 0800 37 34 15
Fax: (44) (0) 1235 533420
info.EMEA@bio-techne.com

General Contact Information

www.novusbio.com
Technical Support: nb-technical@bio-techne.com
Orders: nb-customerservice@bio-techne.com
General: novus@novusbio.com

Products Related to H00009246-M01

NBP2-33376H	Blue Marker Antibody (6F4-F6) [HRP]
HAF007	Goat anti-Mouse IgG Secondary Antibody [HRP]
NB7539	Goat anti-Mouse IgG (H+L) Secondary Antibody [HRP]
NBP1-43319-0.5mg	Mouse IgG1 Kappa Isotype Control (P3.6.2.8.1)

Limitations

This product is for research use only and is not approved for use in humans or in clinical diagnosis. Primary Antibodies are guaranteed for 1 year from date of receipt.

For more information on our 100% guarantee, please visit www.novusbio.com/guarantee

Earn gift cards/discounts by submitting a review: www.novusbio.com/reviews/submit/H00009246-M01

Earn gift cards/discounts by submitting a publication using this product:
www.novusbio.com/publications

