

Product Datasheet

VAP-A Antibody (4C12) - Azide and BSA Free H00009218-M01

Unit Size: 0.1 mg

Aliquot and store at -20C or -80C. Avoid freeze-thaw cycles.

www.novusbio.com



technical@novusbio.com

Publications: 1

Protocols, Publications, Related Products, Reviews, Research Tools and Images at:
www.novusbio.com/H00009218-M01

Updated 9/9/2025 v.20.1

Earn rewards for product
reviews and publications.

Submit a publication at www.novusbio.com/publications

Submit a review at www.novusbio.com/reviews/destination/H00009218-M01



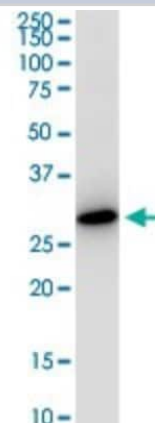
H00009218-M01

VAP-A Antibody (4C12) - Azide and BSA Free

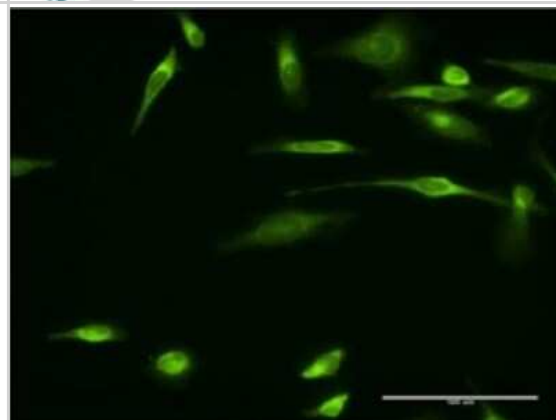
Product Information	
Unit Size	0.1 mg
Concentration	Concentrations vary lot to lot. See vial label for concentration. If unlisted please contact technical services.
Storage	Aliquot and store at -20C or -80C. Avoid freeze-thaw cycles.
Clonality	Monoclonal
Clone	4C12
Preservative	No Preservative
Isotype	IgG2a Kappa
Purity	IgG purified
Buffer	In 1x PBS, pH 7.4
Product Description	
Description	Novus Biologicals Mouse VAP-A Antibody (4C12) - Azide and BSA Free (H00009218-M01) is a monoclonal antibody validated for use in WB, ELISA and ICC/IF. Anti-VAP-A Antibody: Cited in 1 publication. All Novus Biologicals antibodies are covered by our 100% guarantee.
Host	Mouse
Gene ID	9218
Gene Symbol	VAPA
Species	Human
Specificity/Sensitivity	VAPA - VAMP (vesicle-associated membrane protein)-associated protein A, 33kDa (4C12)
Immunogen	VAPA (AAH02992, 1 a.a. ~ 242 a.a) full-length recombinant protein with GST tag. MW of the GST tag alone is 26 KDa. MAKHEQILVLDPPTDLKFKGPFTDVVTTNLKLRNPSDRKVCFKVKTTAPRR YCVRPNSGIIDPGSTVTVSVMLQPFDYDPNEKSKHKFMVQTIFAPPNTSDMEAV WKEAKPDELMDSKLRCVFEMPENNDKLNDEPSKAVPLNASKQDGPMPKPH SVSLNDTETRKLMEECKRLQGEMMKLSEENRHLRDEGLRLRKVAHSDKPGST STASFRDNVTSPLPSLLVVIAAIFIGFLLGKFIL
Notes	This product is produced by and distributed for Abnova, a company based in Taiwan.
Product Application Details	
Applications	Western Blot, ELISA, Immunocytochemistry/ Immunofluorescence
Recommended Dilutions	Western Blot 1:500, ELISA, Immunocytochemistry/ Immunofluorescence
Application Notes	Antibody reactive against transfected lysate and recombinant protein for western blot. It has also been used for ELISA.

Images

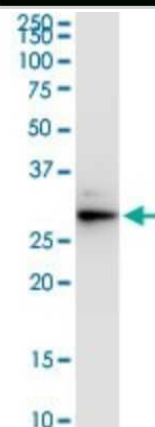
Western Blot: VAP-A Antibody (4C12) [H00009218-M01] - VAPA monoclonal antibody (M01), clone 4C12. Analysis of VAPA expression in human placenta.



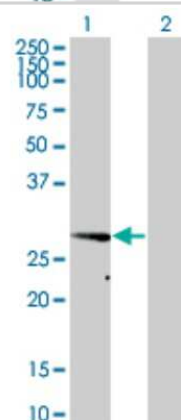
Immunocytochemistry/Immunofluorescence: VAP-A Antibody (4C12) [H00009218-M01] - Analysis of monoclonal antibody to VAPA on HeLa cell . Antibody concentration 10 ug/ml.



Western Blot: VAP-A Antibody (4C12) [H00009218-M01] - VAPA monoclonal antibody (M01), clone 4C12. Analysis of VAPA expression in K-562.



Western Blot: VAP-A Antibody (4C12) [H00009218-M01] - Analysis of VAPA expression in transfected 293T cell line by VAPA monoclonal antibody (M01), clone 4C12. Lane 1: VAPA transfected lysate(27.3 KDa). Lane 2: Non-transfected lysate.



Publications

Barman B, Sung BH, Krystofiak E et al. VAP-A and its binding partner CERT drive biogenesis of RNA-containing extracellular vesicles at ER membrane contact sites *Developmental cell* 2022-04-25 [PMID: 35421371]



Novus Biologicals USA

10730 E. Briarwood Avenue
Centennial, CO 80112
USA
Phone: 303.730.1950
Toll Free: 1.888.506.6887
Fax: 303.730.1966
nb-customerservice@bio-techne.com

Bio-Techne Canada

21 Canmotor Ave
Toronto, ON M8Z 4E6
Canada
Phone: 905.827.6400
Toll Free: 855.668.8722
Fax: 905.827.6402
canada.inquires@bio-techne.com

Bio-Techne Ltd

19 Barton Lane
Abingdon Science Park
Abingdon, OX14 3NB, United Kingdom
Phone: (44) (0) 1235 529449
Free Phone: 0800 37 34 15
Fax: (44) (0) 1235 533420
info.EMEA@bio-techne.com

General Contact Information

www.novusbio.com
Technical Support: nb-technical@bio-techne.com
Orders: nb-customerservice@bio-techne.com
General: novus@novusbio.com

Products Related to H00009218-M01

NBP2-33376H	Blue Marker Antibody (6F4-F6) [HRP]
HAF007	Goat anti-Mouse IgG Secondary Antibody [HRP]
NB7539	Goat anti-Mouse IgG (H+L) Secondary Antibody [HRP]
NBP1-96981-0.5mg	Mouse IgG2a Kappa Isotype Control (M2AK)

Limitations

This product is for research use only and is not approved for use in humans or in clinical diagnosis. Primary Antibodies are guaranteed for 1 year from date of receipt.

For more information on our 100% guarantee, please visit www.novusbio.com/guarantee

Earn gift cards/discounts by submitting a review: www.novusbio.com/reviews/submit/H00009218-M01

Earn gift cards/discounts by submitting a publication using this product:
www.novusbio.com/publications

