

# Product Datasheet

## N myc interactor Antibody (9D8) - Azide and BSA Free H00009111-M01

Unit Size: 0.1 mg

Aliquot and store at -20C or -80C. Avoid freeze-thaw cycles.

[www.novusbio.com](http://www.novusbio.com)



[technical@novusbio.com](mailto:technical@novusbio.com)

Protocols, Publications, Related Products, Reviews, Research Tools and Images at:  
[www.novusbio.com/H00009111-M01](http://www.novusbio.com/H00009111-M01)

Updated 9/9/2025 v.20.1

Earn rewards for product  
reviews and publications.

Submit a publication at [www.novusbio.com/publications](http://www.novusbio.com/publications)

Submit a review at [www.novusbio.com/reviews/destination/H00009111-M01](http://www.novusbio.com/reviews/destination/H00009111-M01)



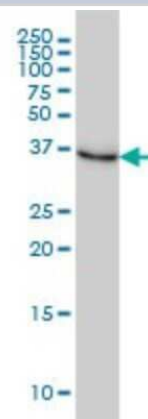
**H00009111-M01**

N myc interactor Antibody (9D8) - Azide and BSA Free

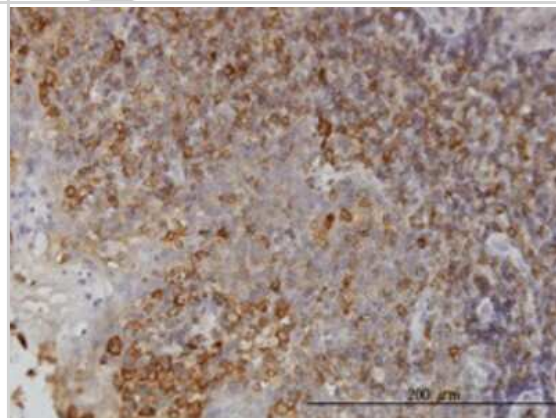
<b>Product Information</b>	
<b>Unit Size</b>	0.1 mg
<b>Concentration</b>	Concentrations vary lot to lot. See vial label for concentration. If unlisted please contact technical services.
<b>Storage</b>	Aliquot and store at -20C or -80C. Avoid freeze-thaw cycles.
<b>Clonality</b>	Monoclonal
<b>Clone</b>	9D8
<b>Preservative</b>	No Preservative
<b>Isotype</b>	IgG2b Kappa
<b>Purity</b>	IgG purified
<b>Buffer</b>	In 1x PBS, pH 7.4
<b>Product Description</b>	
<b>Description</b>	Novus Biologicals Mouse N myc interactor Antibody (9D8) - Azide and BSA Free (H00009111-M01) is a monoclonal antibody validated for use in IHC, WB and ELISA. All Novus Biologicals antibodies are covered by our 100% guarantee.
<b>Host</b>	Mouse
<b>Gene ID</b>	9111
<b>Gene Symbol</b>	NMI
<b>Species</b>	Human
<b>Reactivity Notes</b>	Human. Other species not tested.
<b>Specificity/Sensitivity</b>	NMI - N-myc (and STAT) interactor
<b>Immunogen</b>	NMI (AAH01268, 1 a.a. ~ 100 a.a) partial recombinant protein with GST tag. MW of the GST tag alone is 26 KDa. MEADKDDTQQILKEHSPDEFIKDEQNKGLIDEITKKNIQLKKEIQKLETTELQEATK EFQIKEDIPETKMKFLSVETPENDSQLSNISCSFQVSSKVPYEI
<b>Notes</b>	This product is produced by and distributed for Abnova, a company based in Taiwan.
<b>Product Application Details</b>	
<b>Applications</b>	Western Blot, Immunohistochemistry-Paraffin, ELISA, Immunohistochemistry, Sandwich ELISA, Knockdown Validated
<b>Recommended Dilutions</b>	Western Blot 1:500, ELISA, Immunohistochemistry, Immunohistochemistry-Paraffin, Sandwich ELISA, Knockdown Validated
<b>Application Notes</b>	Antibody reactive against cell lysate and recombinant protein for Western Blot. Has also been used for immunohistochemistry (paraffin), RNAi validation, and ELISA.

## Images

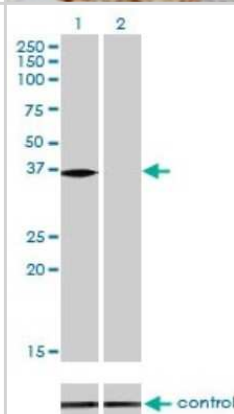
Western Blot: N myc interactor Antibody (9D8) [H00009111-M01] - NMI monoclonal antibody (M01), clone 9D8 Analysis of NMI expression in HeLa.



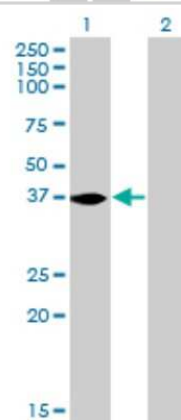
Immunohistochemistry-Paraffin: N myc interactor Antibody (9D8) [H00009111-M01] - Analysis of monoclonal antibody to NMI on formalin-fixed paraffin-embedded human tonsil. Antibody concentration 3 ug/ml.



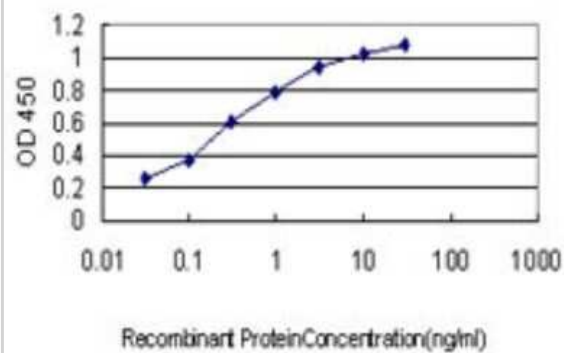
Western Blot: N myc interactor Antibody (9D8) [H00009111-M01] - Analysis of NMI over-expressed 293 cell line, cotransfected with NMI Validated Chimera RNAi ( Cat # H00009111-R01V ) (Lane 2) or non-transfected control (Lane 1). Blot probed with NMI monoclonal antibody (M01), clone 9D8 (Cat # H00009111-M01 ). GAPDH ( 36.1 kDa ) used as specificity and loading control.



Western Blot: N myc interactor Antibody (9D8) [H00009111-M01] - Analysis of NMI expression in transfected 293T cell line by NMI monoclonal antibody (M01), clone 9D8. Lane 1: NMI transfected lysate (35.1 KDa). Lane 2: Non-transfected lysate.



Sandwich ELISA: N myc interactor Antibody (9D8) [H00009111-M01] -  
Detection limit for recombinant GST tagged NMI is approximately  
0.03ng/ml as a capture antibody.





### **Novus Biologicals USA**

10730 E. Briarwood Avenue  
Centennial, CO 80112  
USA  
Phone: 303.730.1950  
Toll Free: 1.888.506.6887  
Fax: 303.730.1966  
nb-customerservice@bio-techne.com

### **Bio-Techne Canada**

21 Canmotor Ave  
Toronto, ON M8Z 4E6  
Canada  
Phone: 905.827.6400  
Toll Free: 855.668.8722  
Fax: 905.827.6402  
canada.inquires@bio-techne.com

### **Bio-Techne Ltd**

19 Barton Lane  
Abingdon Science Park  
Abingdon, OX14 3NB, United Kingdom  
Phone: (44) (0) 1235 529449  
Free Phone: 0800 37 34 15  
Fax: (44) (0) 1235 533420  
info.EMEA@bio-techne.com

### **General Contact Information**

www.novusbio.com  
Technical Support: nb-technical@bio-techne.com  
Orders: nb-customerservice@bio-techne.com  
General: novus@novusbio.com

### **Products Related to H00009111-M01**

---

NBP2-33376H	Blue Marker Antibody (6F4-F6) [HRP]
HAF007	Goat anti-Mouse IgG Secondary Antibody [HRP]
NB7539	Goat anti-Mouse IgG (H+L) Secondary Antibody [HRP]
NBP1-43317-0.5mg	Mouse IgG2b Kappa Light Chain Isotype Control (MG2b)

---

### **Limitations**

This product is for research use only and is not approved for use in humans or in clinical diagnosis. Primary Antibodies are guaranteed for 1 year from date of receipt.

For more information on our 100% guarantee, please visit [www.novusbio.com/guarantee](http://www.novusbio.com/guarantee)

Earn gift cards/discounts by submitting a review: [www.novusbio.com/reviews/submit/H00009111-M01](http://www.novusbio.com/reviews/submit/H00009111-M01)

Earn gift cards/discounts by submitting a publication using this product:  
[www.novusbio.com/publications](http://www.novusbio.com/publications)

