

Product Datasheet

TRPA1 Antibody (6G8) - Azide and BSA Free H00008989-M03

Unit Size: 0.1 mg

Aliquot and store at -20C or -80C. Avoid freeze-thaw cycles.

www.novusbio.com



technical@novusbio.com

Reviews: 1 Publications: 2

Protocols, Publications, Related Products, Reviews, Research Tools and Images at:
www.novusbio.com/H00008989-M03

Updated 2/21/2025 v.20.1

Earn rewards for product
reviews and publications.

Submit a publication at www.novusbio.com/publications

Submit a review at www.novusbio.com/reviews/destination/H00008989-M03



H00008989-M03

TRPA1 Antibody (6G8) - Azide and BSA Free

Product Information	
Unit Size	0.1 mg
Concentration	Concentrations vary lot to lot. See vial label for concentration. If unlisted please contact technical services.
Storage	Aliquot and store at -20C or -80C. Avoid freeze-thaw cycles.
Clonality	Monoclonal
Clone	6G8
Preservative	No Preservative
Isotype	IgG1 Kappa
Purity	IgG purified
Buffer	In 1x PBS, pH 7.4


Product Description	
Description	Quality control test: Antibody Reactive Against Recombinant Protein.
Host	Mouse
Gene ID	8989
Gene Symbol	TRPA1
Species	Human, Mouse, Guinea Pig
Reactivity Notes	Guinea Pig reactivity reported from customer review.
Specificity/Sensitivity	TRPA1 - transient receptor potential cation channel, subfamily A, member 1
Immunogen	TRPA1 (NP_015628, 1033 a.a. ~ 1117 a.a) partial recombinant protein with GST tag. MW of the GST tag alone is 26 KDa. IPNADKSLEMEILKQKYRLKDLTFLEKQHELIKLIQKMEISETEDDDSHCSFQD RFKKEQMEQRNSRWNTVLRVAKAKTHHL
Notes	This product is produced by and distributed for Abnova, a company based in Taiwan.

Product Application Details	
Applications	Western Blot, ELISA, Immunohistochemistry
Recommended Dilutions	Western Blot, ELISA, Immunohistochemistry
Application Notes	Antibody reactivity against Recombinant Protein with GST tag on ELISA and WB. GST tag alone is used as a negative control.

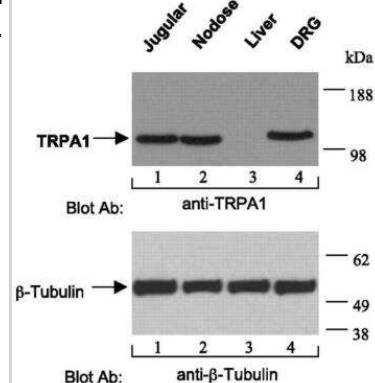


Images

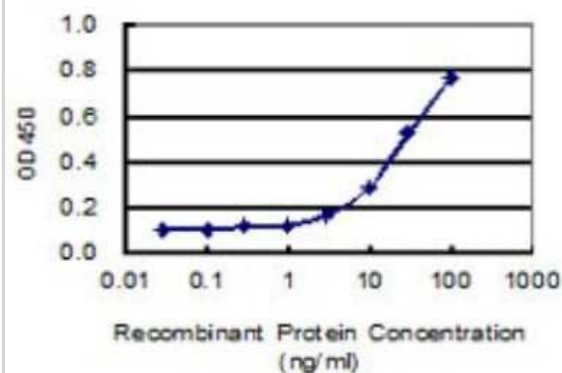
Western Blot: TRPA1 Antibody (6G8) [H00008989-M03] - Analysis of TRPA1 expression in transfected 293T cell line by TRPA1 monoclonal antibody (M03), clone 6G8. Lane 1: TRPA1 transfected lysate (Predicted MW: 123.09 KDa). Lane 2: Non-transfected lysate.



Western Blot: TRPA1 Antibody (6G8) [H00008989-M03] - WB analysis of TRPA1 using anti-TRPA1 antibody on guinea pig nerve ganglia samples. Image from verified customer review.



ELISA: TRPA1 Antibody (6G8) [H00008989-M03] - Detection limit for recombinant GST tagged TRPA1 is 1 ng/ml as a capture antibody.



Publications

Zhao JF, Shyue SK, Kou YR et al. Transient receptor potential ankyrin 1 channel involved in atherosclerosis and macrophage-foam cell formation. *Int J Biol Sci* 2016-01-01 [PMID: 27313495]

Yu S, Gao G, Peterson BZ, Ouyang A. TRPA1 in mast cell activation-induced long-lasting mechanical hypersensitivity of vagal afferent C-fibers in guinea pig esophagus. *Am J Physiol Gastrointest Liver Physiol*. 2009-07-01 [PMID: 19423751] (WB, Guinea Pig)



Novus Biologicals USA

10730 E. Briarwood Avenue
Centennial, CO 80112
USA
Phone: 303.730.1950
Toll Free: 1.888.506.6887
Fax: 303.730.1966
nb-customerservice@bio-techne.com

Bio-Techne Canada

21 Canmotor Ave
Toronto, ON M8Z 4E6
Canada
Phone: 905.827.6400
Toll Free: 855.668.8722
Fax: 905.827.6402
canada.inquires@bio-techne.com

Bio-Techne Ltd

19 Barton Lane
Abingdon Science Park
Abingdon, OX14 3NB, United Kingdom
Phone: (44) (0) 1235 529449
Free Phone: 0800 37 34 15
Fax: (44) (0) 1235 533420
info.EMEA@bio-techne.com

General Contact Information

www.novusbio.com
Technical Support: nb-technical@bio-techne.com
Orders: nb-customerservice@bio-techne.com
General: novus@novusbio.com

Products Related to H00008989-M03

HAF007	Goat anti-Mouse IgG Secondary Antibody [HRP]
NB720-B	Rabbit anti-Mouse IgG (H+L) Secondary Antibody [Biotin]
NBP1-43319-0.5mg	Mouse IgG1 Kappa Isotype Control (P3.6.2.8.1)
NB110-40763PEP-0.1mg	TRPA1 Peptide

Limitations

This product is for research use only and is not approved for use in humans or in clinical diagnosis. Primary Antibodies are guaranteed for 1 year from date of receipt.

For more information on our 100% guarantee, please visit www.novusbio.com/guarantee

Earn gift cards/discounts by submitting a review: www.novusbio.com/reviews/submit/H00008989-M03

Earn gift cards/discounts by submitting a publication using this product:
www.novusbio.com/publications

