

# Product Datasheet

## SNX4 Antibody - Azide and BSA Free H00008723-B01P

Unit Size: 0.05 mg

Aliquot and store at -20C or -80C. Avoid freeze-thaw cycles.

[www.novusbio.com](http://www.novusbio.com)



[technical@novusbio.com](mailto:technical@novusbio.com)

Protocols, Publications, Related Products, Reviews, Research Tools and Images at:  
[www.novusbio.com/H00008723-B01P](http://www.novusbio.com/H00008723-B01P)

Updated 2/21/2025 v.20.1

Earn rewards for product  
reviews and publications.

Submit a publication at [www.novusbio.com/publications](http://www.novusbio.com/publications)

Submit a review at [www.novusbio.com/reviews/destination/H00008723-B01P](http://www.novusbio.com/reviews/destination/H00008723-B01P)



**H00008723-B01P**

SNX4 Antibody - Azide and BSA Free

Product Information	
Unit Size	0.05 mg
Concentration	Concentrations vary lot to lot. See vial label for concentration. If unlisted please contact technical services.
Storage	Aliquot and store at -20C or -80C. Avoid freeze-thaw cycles.
Clonality	Polyclonal
Preservative	No Preservative
Isotype	IgG
Purity	IgG purified
Buffer	PBS (pH 7.4)


Product Description	
Description	Quality control test: Antibody reactive against mammalian transfected lysate.
Host	Mouse
Gene ID	8723
Gene Symbol	SNX4
Species	Human, Mouse, Rat
Reactivity Notes	Please note that this antibody is reactive to Mouse and derived from the same host, Mouse. Additional Mouse on Mouse blocking steps may be required for IHC and ICC experiments. Please contact Technical Support for more information.
Specificity/Sensitivity	SNX4 - sorting nexin 4,
Immunogen	SNX4 (NP_003785.1, 1 a.a. - 450 a.a.) full-length human protein. MEQAPPDPERQLQPAPLEPLGSPDAGLGAAVGKEAEGAGEESSGVDTMTHN NFWLKKIEISVSEAEKRTGRNAMNMQETYTAYLIETRSVEHTDGGQSVLTDSLW RRYSEFELLRSYLLVYYPHIVVPLPEKRAEFVWHKLSADNMDPDFVERRRIGL ENFLLRIASHPILCRDKIFYLFLTQEGNWKETVNETGFQLKADSRLKALNATFRV KNPDKRFTDLKHYSDELQSVISHLLRVRARVADRLYG VYKVHGN YGRVFSEWS AIEKEMGDGLQSAGHHMDVYASSIDDILEDEEHYADQLKEYLFYAEALRAVCRK HELMQYDLEMAAQDLASKKQQCEELVTGTVRTFSLKGMTTKLFGQETPEQRE ARIKVLEEQINEGEQQLKSKNLEGREFVKNAWADIERFKEQKNRDLKEALISYA VMQISMCKKGIQVWTNAKECF SKM
Notes	This product is produced by and distributed for Abnova, a company based in Taiwan.

Product Application Details	
Applications	Western Blot
Recommended Dilutions	Western Blot
Application Notes	Antibody reactivity against cell lysate and transfected lysate for WB. It has been used for ELISA.




**Images**


Western Blot: SNX4 Antibody [H00008723-B01P] - Analysis of SNX4 expression in NIH/3T3.



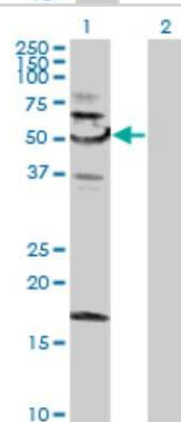
Western Blot: SNX4 Antibody [H00008723-B01P] - Analysis of SNX4 expression in PC-12.



Western Blot: SNX4 Antibody [H00008723-B01P] - Analysis of SNX4 expression in HepG2 .



Western Blot: SNX4 Antibody [H00008723-B01P] - Analysis of SNX4 expression in transfected 293T cell line by SNX4 polyclonal antibody. Lane 1: SNX4 transfected lysate(49.5 KDa). Lane 2: Non-transfected lysate.





### **Novus Biologicals USA**

10730 E. Briarwood Avenue  
Centennial, CO 80112  
USA  
Phone: 303.730.1950  
Toll Free: 1.888.506.6887  
Fax: 303.730.1966  
nb-customerservice@bio-techne.com

### **Bio-Techne Canada**

21 Canmotor Ave  
Toronto, ON M8Z 4E6  
Canada  
Phone: 905.827.6400  
Toll Free: 855.668.8722  
Fax: 905.827.6402  
canada.inquires@bio-techne.com

### **Bio-Techne Ltd**

19 Barton Lane  
Abingdon Science Park  
Abingdon, OX14 3NB, United Kingdom  
Phone: (44) (0) 1235 529449  
Free Phone: 0800 37 34 15  
Fax: (44) (0) 1235 533420  
info.EMEA@bio-techne.com

### **General Contact Information**

www.novusbio.com  
Technical Support: nb-technical@bio-techne.com  
Orders: nb-customerservice@bio-techne.com  
General: novus@novusbio.com

### **Products Related to H00008723-B01P**

---

HAF007	Goat anti-Mouse IgG Secondary Antibody [HRP]
NB720-B	Rabbit anti-Mouse IgG (H+L) Secondary Antibody [Biotin]
NBP1-97019-5mg	Mouse IgG Isotype Control
NBP1-88882PEP	SNX4 Recombinant Protein Antigen

---

### **Limitations**

This product is for research use only and is not approved for use in humans or in clinical diagnosis. Primary Antibodies are guaranteed for 1 year from date of receipt.

For more information on our 100% guarantee, please visit [www.novusbio.com/guarantee](http://www.novusbio.com/guarantee)

Earn gift cards/discounts by submitting a review: [www.novusbio.com/reviews/submit/H00008723-B01P](http://www.novusbio.com/reviews/submit/H00008723-B01P)

Earn gift cards/discounts by submitting a publication using this product:  
[www.novusbio.com/publications](http://www.novusbio.com/publications)

