

Product Datasheet

CLPP Antibody (3E2) - Azide and BSA Free H00008192-M01

Unit Size: 0.1 mg

Aliquot and store at -20C or -80C. Avoid freeze-thaw cycles.

www.novusbio.com



technical@novusbio.com

Publications: 2

Protocols, Publications, Related Products, Reviews, Research Tools and Images at:
www.novusbio.com/H00008192-M01

Updated 2/21/2025 v.20.1

Earn rewards for product
reviews and publications.

Submit a publication at www.novusbio.com/publications

Submit a review at www.novusbio.com/reviews/destination/H00008192-M01



H00008192-M01

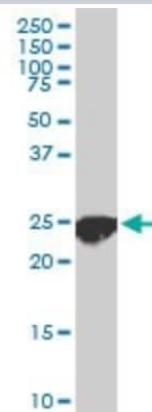
CLPP Antibody (3E2) - Azide and BSA Free

Product Information	
Unit Size	0.1 mg
Concentration	Concentrations vary lot to lot. See vial label for concentration. If unlisted please contact technical services.
Storage	Aliquot and store at -20C or -80C. Avoid freeze-thaw cycles.
Clonality	Monoclonal
Clone	3E2
Preservative	No Preservative
Isotype	IgG2b Kappa
Purity	IgG purified
Buffer	In 1x PBS, pH 7.4
Product Description	
Description	Quality control test: Antibody Reactive Against Recombinant Protein.
Host	Mouse
Gene ID	8192
Gene Symbol	CLPP
Species	Human, Mouse, Rat
Reactivity Notes	Use in Mouse reported in scientific literature (PMID:34345994). .
Specificity/Sensitivity	CLPP - ClpP caseinolytic peptidase, ATP-dependent, proteolytic subunit homolog (E. coli)
Immunogen	CLPP (NP_006003, 178 a.a. ~ 277 a.a) partial recombinant protein with GST tag. MW of the GST tag alone is 26 KDa. HQPSGGARGQATDIAIQAEEMKLLKQLYNIYAKHTKQSLQVIESAMERDRYMS PMEAQEFGILDKVLVHPPQDGEDEPTLVQKEPVEAAPAAEPVPAST
Notes	This product is produced by and distributed for Abnova, a company based in Taiwan.
Product Application Details	
Applications	Western Blot, ELISA, Immunohistochemistry, Immunohistochemistry-Paraffin, Sandwich ELISA
Recommended Dilutions	Western Blot, ELISA, Immunohistochemistry, Immunohistochemistry-Paraffin, Sandwich ELISA
Application Notes	Antibody reactivity against cell lysate and recombinant protein for WB. It has also been used for ELISA and IHC-P.

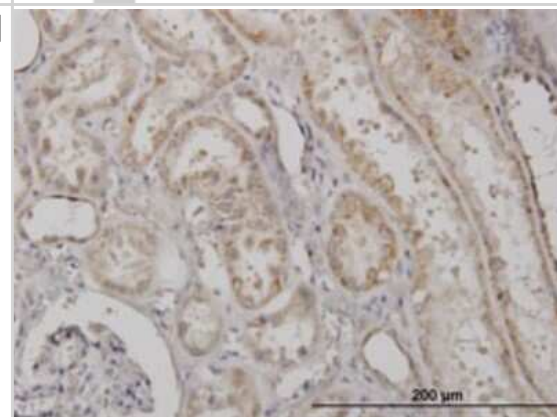


Images

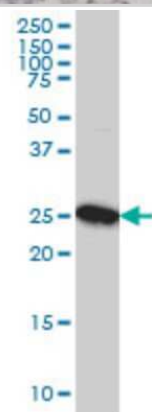
Western Blot: CLPP Antibody (3E2) [H00008192-M01] - CLPP monoclonal antibody (M01), clone 3E2. Analysis of CLPP expression in PC-12.



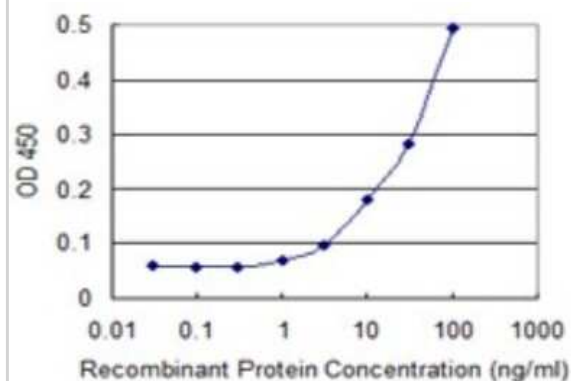
Immunohistochemistry-Paraffin: CLPP Antibody (3E2) [H00008192-M01] - Analysis of monoclonal antibody to CLPP on formalin-fixed paraffin-embedded human kidney. Antibody concentration 1 ug/ml.



Western Blot: CLPP Antibody (3E2) [H00008192-M01] - CLPP monoclonal antibody (M01), clone 3E2 Analysis of CLPP expression in A-431.



Sandwich ELISA: CLPP Antibody (3E2) [H00008192-M01] - Detection limit for recombinant GST tagged CLPP is 1 ng/ml as a capture antibody.



Publications

Maletzko A, Key J, Wittig I Et al. Increased presence of nuclear DNAJA3 and upregulation of cytosolic STAT1 and of nucleic acid sensors trigger innate immunity in the ClpP-null mouse Neurogenetics 2021-08-03 [PMID: 34345994] (Mouse)

Kita K, Suzuki T, Ochi T. Diphenylarsinic acid promotes degradation of glutaminase C by mitochondrial Lon protease. J Biol Chem. 2012-04-05 [PMID: 22493432]





Novus Biologicals USA

10730 E. Briarwood Avenue
Centennial, CO 80112
USA
Phone: 303.730.1950
Toll Free: 1.888.506.6887
Fax: 303.730.1966
nb-customerservice@bio-techne.com

Bio-Techne Canada

21 Canmotor Ave
Toronto, ON M8Z 4E6
Canada
Phone: 905.827.6400
Toll Free: 855.668.8722
Fax: 905.827.6402
canada.inquires@bio-techne.com

Bio-Techne Ltd

19 Barton Lane
Abingdon Science Park
Abingdon, OX14 3NB, United Kingdom
Phone: (44) (0) 1235 529449
Free Phone: 0800 37 34 15
Fax: (44) (0) 1235 533420
info.EMEA@bio-techne.com

General Contact Information

www.novusbio.com
Technical Support: nb-technical@bio-techne.com
Orders: nb-customerservice@bio-techne.com
General: novus@novusbio.com

Products Related to H00008192-M01

HAF007	Goat anti-Mouse IgG Secondary Antibody [HRP]
NB720-B	Rabbit anti-Mouse IgG (H+L) Secondary Antibody [Biotin]
NBP1-43317-0.5mg	Mouse IgG2b Kappa Light Chain Isotype Control (MG2b)
NBP1-72319-50ug	Recombinant Human CLPP Protein

Limitations

This product is for research use only and is not approved for use in humans or in clinical diagnosis. Primary Antibodies are guaranteed for 1 year from date of receipt.

For more information on our 100% guarantee, please visit www.novusbio.com/guarantee

Earn gift cards/discounts by submitting a review: www.novusbio.com/reviews/submit/H00008192-M01

Earn gift cards/discounts by submitting a publication using this product:
www.novusbio.com/publications

